



Geelong Patchwork & Quilters'  
Guild Inc.  
No.A6698  
[www.geelongpatch.org.au](http://www.geelongpatch.org.au)

# ***Common Thread***

## **February 2024 Newsletter**

President Anne and the Committee welcomes everyone to a new Guild year.

2024 brings again interesting, inspirational speakers to the monthly meetings, the Quilt-In as well as some thought evoking challenges.



## MONTHLY MEETINGS

Monthly meetings are held on the THIRD Saturday of each month at the Newcomb Hall, 82-84 Wilsons Road, Newcomb.

Doors open from 10.30am to 3.30pm.  
Library is open from 11:00am to 12 midday.  
Official Meeting starts at 12:45pm.

Entry is \$6.00. Please bring your lunch and mug.  
Refreshments for morning tea are available from 10.45am. The current COVID expectations are outlined on the biscuit bench, please follow these as best you can.

For insurance purposes all members and guests are required to sign in on the Guild attendance sheet.

ETPOS is now available.

## FORTHCOMING MEETING DATES

**February 17** - Bec Wilkin from the Sexual Assault and Family Violence Refuge

Library stocktake helpers required

**March 16**—International Quilt Day  
Josephine Rout  
Senior Curator at the National Wool Museum

Library stocktake helpers required

**April 20**—Yetty Barrett

**May 18**—Quilt-In Linda Steele



### NEW MEMBERS AFTERNOON TEA

**Saturday 1 June 2024 2-4pm**

**at Judy Bubb's House**

1-2 Oakwood Ridge,  
St Albans Park 3219

**RSVP** - Judy Bubb if attending

e-mail: [wheatsheaf\\_quilting@hotmail.com](mailto:wheatsheaf_quilting@hotmail.com)

New members and existing members are welcome to attend.

Bring show and tell and some stitching to do on the day.

### February Guest Speaker

Bec Wilkin who is the Executive Manager Client Services for the Sexual Assault and Family Violence Refuge

Bec will talk about the services they offer and how our donations of quilts will make a difference to those women and children who have need of the Refuge while they deal with the rebuilding of their lives.

Welcome to New Member

Nanette Griffiths





Geelong Patchwork & Quilters Guild Inc was established in 1985 after a group of 63 women attended a meeting to consider the establishment of a patchwork and quilters guild and was incorporated the same year.

The objectives of our group is to:

- Promote the art and craft of patchwork and quilting
- Bring together and to encourage the establishment of quilt groups
- Encourage and maintain high standards of work and design in both contemporary and traditional areas.

## Contents

Monthly Meetings	2
New Members Afternoon Tea	2
Your Committee	3
President's report	5
December Meeting	6
December Meeting	7
December Meeting	8
Show and Tell	9
Show and Tell	10
Show and Tell	11
Website Report	12
Quilt In	13
Mystery Quilt Part 3	15
Things We Do For Others	16
Library Report	18
Diary Dates	19
Friendship Groups	20
Workshop News	20
Guild Media	22



## 2023 -24 Committee

**President:** Anne Clutterbuck  
pres@geelongpatch.org.au

**Vice President:** Margaret Tembo

**Secretary:** Sue McBride  
info@geelongpatch.org.au

**Treasurer:** Deb Read  
treasurer@geelongpatch.org.au

**Assistant Treasurer:** Anne Thompson

**Assistant Secretary:** Vacant

**Membership Secretary:** Judy Bubb  
wheatsheaf\_quilting@hotmail.com

**Website Manager:** Jodie Arklay  
webman@geelongpatch.org.au

**Newsletter Editor:** Cheryl Gilbert  
news@geelongpatch.org.au

**Assistant Newsletter Editor  
& Photographer:** Vacant

**Workshops Coordinator:** Anne Clutterbuck  
anneclutterbuck@gmail.com

**Librarians:** Judy Bubb  
Pauline Lorenz

**Newsletter Distributor:** Janine Parry

**Blankets of Love: Contact:** Adrienne Hare

**Very Snuggly Quilts/ QFO/KOGO** Judy Alcock

**Sexual Assault & Family Violence Refuge**  
Anne Clutterbuck

**St John of God Oncology Quilts** Sue Palmer

**Geelong Mums** Wendy Evans

**Refreshments;** Lyn Holz  
Pam Whitten

**Special Occasions Co-ordinator** Annette Packett

**Archivist:** Margaret Tembo

The following positions are vacant—

Assistant Secretary

Assistant Newsletter Editor/Photographer

If you can help please let one of the committee know.

## National Quilting Day—16 March 2024

Taken from *National Today* website

Quilting refers to the technique of joining at least two fabric layers by stitches or ties. The quilting practice dates back as far as 3400 B.C. It was mainly a practical technique that provided physical protection and insulation. However, decorative elements were often also present and many quilts are now primarily art pieces.

In the United States, quiltmaking was common in the late 17th century and early years of the 18th century. In these times, only the wealthy had the time to practice quilting so it was done by only a few persons. Commercial blankets or woven coverlets were a more economical bed covering for most people unlike the colonial quilt bed covering which displayed the fine needlework of the maker, such as the Baltimore album quilts. Presently, quilting is now a popular hobby, with an estimated base of twenty-one million quilters.

The oldest example of a quilted piece is kept at the Saint Petersburg department of the Russian Academy of Sciences, Archaeology section. It is a linen carpet that was found in a Mongolian cave, between 100 B.C. and 200 A.D.

The origin of the quilting day can be traced to the Quilters Day Out, which was organized by the Kentucky Heritage Quilt Society in 1989 to celebrate the ancient tradition and its practice in the state of Kentucky. Two years later, this event became so popular that the National Quilting Association decided to declare an official holiday for quilting. From this day, the name changed from Quilters Day Out to National Quilting Day. Over the years, this event has attracted people to celebrate from all over the world and participate in helping to build and maintain the global heritage of quilting.

The first remnants of quilting were dated to 3400 B.C., showing that this art form had existed far into pre-history. They were traded extensively until sometime in the 12th century when these types of trade goods were returned from the Middle East by the Crusaders. Since then, it had become an integral part of the Colonial textile arts and one of the things they were well known for.


A quilt is a type of bed cover, traditionally composed of three layers of fiber, a woven cloth top, a layer of batting or wadding, and a woven back, combined using the technique of quilting. A quilt is distinguishable from other types of blankets because it is pieced together with several pieces of cloth.

National Quilting Day recognizes quiltmakers and their quilt-making abilities. The word 'quilt' comes from the Latin word 'culcita,' which means stuffed sack, it became adapted to the English language from the French word 'cuilte.'

Quilting practices can be found in almost every area of the world and it is celebrated on the third Saturday in March every year. The National Quilting Association started National Quilting Day in 1991 and since then it has grown into a global celebration for all quilt lovers and makers.

In recognition of National Quilting Day, members are invited to bring along any International themed quilts, artwork or other pieces made with fabric purchased internationally.

What about indulging in some International food for lunch?





## PRESIDENTS REPORT



Hello my fellow Quilters,

Welcome back and Happy New Year to those of you who weren't at January's Sit and Sew. Thanks to the 33 of you who did come along in January for a very pleasant, laid back day that everyone seemed to enjoy.

Those committee members who were there worked on getting the Quilt In plans in order and making some decisions including setting the theme for this year's Challenge. We have worked with the Peace of Mind logo to come up with the theme, more details further into the Newsletter. But those of you who love purple will like this one!! You must use purple in your block. It doesn't have to be the background colour, however, it should be a dominant feature.

The other aspect of the Challenge is a Daisy... although the logo is not strictly speaking a daisy (see image of logo), we have decided it can be represented in a challenge block as a daisy, but it's your option to put in any form of daisy you choose. You don't have to use the daisy at all, you can piece a block of any description as long as it uses purple. We felt the daisy would give some people an idea of where to go with their challenge block.



So go for it, impress us with your vision of how to represent 'Purple' in a Challenge. I hope that many of you will take up the challenge and we'll have many blocks to display at Quilt In which can be made into charity quilts after the event.

I will have the Quilt In A4 and A5 sized posters printed for people to take and use to promote the event. We would love you to ask to display the posters wherever you can to get the word out there, shops, notice boards, even the back window of your car. You can also get the poster in digital form and post it on your social pages or send it to friends, locally or in other parts of the State. The more we promote the event, the better it is for our Guild. We will

be donating the proceeds of the raffle and Guessing competition to our chosen Charity, so we need a good attendance so we cover our expenses.

I'm wondering how the Mystery Quilt makers are getting on with their blocks. The third instalment of instructions is in later pages, with only one more instalment to come in the March Newsletter. As most of you machine quilt, I would hope to start seeing the results at the April meeting. I'm aiming to have mine done by then, but need to get a move on, as I hand quilt and haven't yet started!! I can see quite a few long nights of quilting coming up. It just better not be hot evenings!!

Our guest Speaker this month is Bec Wilkin, the Executive Manager Client Services, at the Sexual Assault & Family Violence Centre, who will talk about the services they offer, and how our donations of quilts will make a difference to those women and children who have need of the Refuge while they deal with the rebuilding of their lives.

If any of you are likely to be triggered by the attendance of Bec, please talk to me prior to her presentation. I hope you will see this as a positive discussion of a very emotional subject and will take from it the reinforcement of the good we can do through our craft.

See you at the February Meeting, and in the meantime, happy stitching.

Anne

*Anne Clutterbuck*

President



### Name Badges:

Please remember to wear your name badge at meetings, it helps people know who you are, especially those who are new to the Guild.

You need to wear it to be able to claim your lucky door prize.

If you need to replace your badge please let Judy Bubb know

# December 2023 Meeting

On Saturday 16 December around 65 members attended the Christmas meeting enjoying a festive feast and joining in the frivolity of the day.



Members decorated their tables which all looked extremely festive.





December 2023 Meeting Table and Placemat challenges





December 2023 Meeting Placemat Challenges



And the Winner is: Julie Alsop



Members generously donated goods for Geelong Mums



December Birthday ladies





# CONGRATULATIONS



25 years membership  
Rhonda Elms



15 years membership

Irene Boyle, Pam Planner Glenda Stewart



10 years membership

Jan Blyton, Janine Parry, Sue Matthews, Lesley Whitlock



LIFE MEMBERSHIP - Jodie Arklay and Suze Del Papa



Show & Tell



Judy Bubb— *New Year Star*

Lesley Whitlock—*French apron*

Magda Moore *Christmas wall hanging*



Magda Moore *Christmas wreath*

Pam Planner - *Casablanca*



Margaret Tembo—*It's a Colourful World*

Nicola Tippen—*Stack and Slash*



# Show & Tell



Cheryl Gilbert—*Christmas quilt*



Pam Whitten—*Peace Cranes*



Sandra Herbert—*Santa Sacks*



Stacey Skinner—*Baby Blanket*



Sue Larsen—*Cricketers—Charity quilt*



Cheryl Gilbert—*Christmas Mice*



Stacey Skinner—*Baby Blanket*



Cheryl Gilbert—*Advent Calendar*



Sue Robertson—*Christmas Wreath*



## Show & Tell



Sue Larsen—*Christmas*



Sue Larsen - *Charity quilt*



Sue May—*Santa's Tree skirt*



Wendy Evans—*Quilt for Others*

## January Birthday ladies



## THANK YOU

In late October 2023 Catherine Naughton had a fire at her home in the area where she stored her fabric and equipment. Sadly Catherine lost quite a considerable amount but she and her beloved fur babies were not harmed.

Catherine would like to thank all those who have kindly given her things to replace what she lost .

Thank you from the bottom of my heart.

*Catherine*



Yetty Barrett—*Quilts for Others*





To the ladies celebrating their birthday in February

Julia Chadwick, Christine Fox, Pam Kilgour,  
Margaret Page

Your birthday flowers are: Violet  
and Primrose



Your birth stone is :  
Amethyst



## QUILT –IN NEWS

### Chosen Charity

The Guild will be supporting The Peace of Mind Foundation which is a national wide not-for-profit organisation providing “Here and Now” support to brain cancer patients and their families across Australia.

The Foundation logo is purple, pink and features a gerbera flower.

### Challenge Theme—Peace of Mind

The challenge is to create a 12 1/2 inch block relating to the above theme. The predominant colour to be used is PURPLE. You can incorporate as many colours as you wish and use whichever technique you love doing .

Blocks will be displayed at the Quilt-In and then made into a quilt for Charity.

### 6 1/2 inch squares

This year you have a choice, you can:

Donate some 6 1/2inch squares

Donate some fabric to be cut into 6 1/2inch square

Join in a session using the Go-Cutter to cut the squares. The Go-Cutter will be set up in the Library Room at the March and April meetings . No experience necessary, all helpers welcome.



### February Website Report—Jodie

[www.geelongpatch.org.au](http://www.geelongpatch.org.au)

Happy New Year!

Over the break I gained a new sewing room/office assistant supervisor, her name is Harriet Houdini. She wandered into our neighbour’s yard and he thought she was ours. No one came forward to claim her, so we adopted her. She wanders in, checks what I’m doing and goes back outside to commune with our other chickens!



I apologize for the chopped off head of the badge presentation on our Instagram & Facebook page in December. I have no idea how that happened.

During the January meeting details for Quilt-In were finalised. The Quilt-In flyer is available on the 2024 Quilt-In page. Please download a copy to share with your friends. Flyers will also be available at the meeting to hand out to people in your community. An event has been created on our Facebook page. Please share with your friends.

Don’t forget your membership fees are due and the flyers can be found on the membership page for printing.

Jodie

[webman@geelongpatch.org.au](mailto:webman@geelongpatch.org.au)

Mobile 0411 206 034



[www.geelongpatch.org.au](http://www.geelongpatch.org.au)

## **Geelong Patchwork & Quilters Guild Inc Quilt-In**

**Saturday 18 May 2024**

**10:30 - 4pm**

**Geelong West Town Hall**

153 Pakington St, Geelong West

(Entry and parking available at rear)

**Admission: \$10**

Group bookings welcome:

Please email Judy Bubb: [wheatsheaf\\_quilting@hotmail.com](mailto:wheatsheaf_quilting@hotmail.com)

**Guest Speaker:  
Linda Steele**

In support of:



**Challenge Theme: Purple**

We challenge you to be inspired by the Peace of Mind Foundation logo to create a block 12½ inches unfinished with a theme of purple.

Blocks will be collected, displayed at Quilt-In and made into a charity quilt.

**An exciting variety of raffle prizes**

**Please bring your lunch, a mug,**

**Your stitching & show and tell**

**Tea & coffee provided**

**Cafes within walking distance**

**Guess the number of 6.5 inch squares**

**Traders in attendance**



## MYSTERY QUILT: PART 3

### ANNE CLUTTERBUCK

Be careful with this next set of instructions... Look at the photos to see what I am trying to describe!

(1) Join 2 of your half light, half dark triangles as per photos 1 and 2



Make 32 of these units. (Unit 1). ( Photo 1 & 2 = Unit 1)

The design of the quilt will be more cohesive and make better impact if you join two of the same colour darks (ie two dark blue, or two dark green etc) in these units as shown in photos 1 and 2. I actually joined two of the same fabric to make mine, but this is not critical.

(2) Join 2 of your half light half dark triangles as per photo 3.



Make 32 of these units. (Unit 2 Photo 3 =Unit 2) With these units it is better you join two different coloured darks as per photo 3

(3) Join 2 of Unit 1 to 2 of Unit 2 as per the photo.

Make 32 of these combined Units (Unit 3)  
Photo 4 = Unit 3) It is very important that the units be pieced in direction exactly as shown in Photo 4.

Again it is important to keep the seam lines all going in the same direction as you did with the all dark blocks and all light blocks. All seams in all of the blocks (Dark, Light and Mixed) need to be facing in the same direction



In the fourth and final instalment, next month, I will give instructions for piecing blocks and putting them altogether, along with suggestions for a border (but you can choose what border you wish to add to this quilt).

Again, if my instructions are not clear, do get in touch with me. Happy stitching, Anne.



# Heights Sewing Centre est.1935

Stockists of

**BERNINA**  
made to create



**accuquilt** baby lock

**JANOME**

**Husqvarna**

**VIKING**




176 Pakington Street West Geelong 3218

Telephone: (03) 5229 3558

**\*\* Machine & overlocker servicing by Industry Qualified technicians**

Service centre: 5 Candover Street Geelong West 3218 Ph: 5229 5567

## Things we do for Others



**St John of God Hospital Oncology Quilts Sue Palmer.**

In late January I delivered some quilts to St John of God.





# Things we do for Others



Geelong Mums

Geelong Mums ask for all donations to be in excellent, clean condition because they hope that anyone who receives a Geelong Mums package feels like they have received a gift that has been prepared with care and thoughtfulness.

Acceptable items include clothing for babies and children, sizes birth 00000 to size 16 teens—no hoods please  
Pyjamas and sleepwear

Gro-bags and sleeping bags for babies

Underwear and socks in new or near new condition

Hand knitted or crocheted clothing, beanies, booties and scarves.

Nappies & nappy bags (as new)

Toiletries for babies, children and adults that are new or unopened and within a 3 month expiry date

Maternity pads

Nursing pads

Toiletry bags

Wipes

Drawstring bags in several sizes are also welcome.

Baby/kids toiletry bags 30 x 30cm finished

Craft/toy/book/shoe bags—Small 35x35cm, Medium 40x50cm, Large 50x60cm.

Smaller sized bags that can be used for pens/pencils or small loose toys.

Linen pack bags 60x80cm. Drawstring needs to be long enough to open bag fully.

Donations can be brought to the meetings.

## Snippets from the [KOGO News](#) website

After a very rewarding 2023 we will be closing on Tuesday 21st November 2023. Please hold on to your kind donations from the end of November until we open on Tuesday 6th February 2024

To help our process (and protect our volunteers):

Do not wrap items individually

Do not include staples in your packaging

For a list of other items, we would love to receive, refer to our website KOGO



Quilts for the Royal Children's Hospital

### What size to Make?

Please note the **smallest ones** we are making for the moment are **30" x 30"**

There is wriggle room but these are a guide:

Baby:	30" square	30" x 36"
Toddler:	36" square	36" x 42"
Most popular:	40" square	40" x 48"
Biggest:	50" square	50" x 60"

Information provided by Judy Alcock.

## SEXUAL ASSAULT AND FAMILY VIOLENCE REFUGE

I do encourage people to keep making quilts for this refuge. Every quilt goes to a woman or a child who has suffered serious abuse and who will appreciate receiving something made with love and compassion that is theirs alone.

Anne Clutterbuck



## St John of God Hospital Oncology Quilts Sue Palmer

Quilts which are donated to patients in the Oncology Ward need to be 60 x 60 inches .

The quilts provide comfort the patients while they are receiving their treatment and are given to them to keep.

The most asked for colours are purple, blue and green but all colours are accepted.

Quilts have been donated since 2018, at the end of 2023 a total of 266 quilts have been delivered (not including some Yetty delivered from Seachange in Barwon Heads). Congratulations to the Guild members, Bellarine Quilters and Seachange.

Great effort, Sue Palmer

# Things we do for Others



**AUSSIE HERO QUILTS**  
Sue Palmer

Aussie Heroes has been up and running since January 2012. Aussie Hero Quilts (and Laundry Bags) has continued to grow steadily.

## Quilt Size:

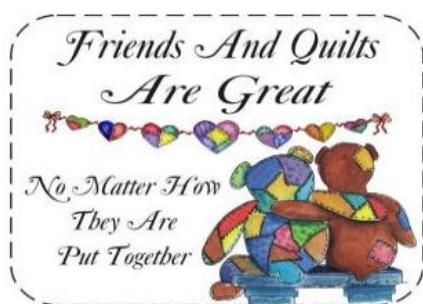
The quilts were designed to be portable and easy to post. Anything posted to the members with an AFPO address and under 2kg is free.

Aussie Hero Quilts are sized to be the width of the fabric so about 42". The length should be 70". I know some of you will think that this size seems a little narrow, but the quilts also have to be small enough for the recipients to fit into their luggage if they are required to move from one location to another unexpectedly. They also need to be the right size to fit on top of a navy bunk at sea and a bunk bed or stretcher on land. If you make the quilts too wide this makes them too big and bulky.

Every Quilt must have an Aussie Hero label on it as follows:

This is an  
AUSSIE HERO QUILT  
Made for an Aussie Hero .  
With gratitude for your service

If Aussie Hero Quilts is something you would like to get involved with speak to Sue Palmer. The Aussie Hero Quilts website is very comprehensive with tutorials available on how to make quilt blocks and also quilt patterns.



## BOTTLE CAPS & BREAD TAGS Jodie Arklay

A box will be set up at meetings to collect bottle caps and plastic bread tags.  
Jodie will deliver them to a collection point each

## SHOPS

Present your current Geelong Guild membership card at these shops for your discount. Please mention your membership prior to finalising your purchases



Heights Sewing Centre (10%)  
17 Pakington Street West Geelong



Gails Patchwork Emporium  
131 Yarrowee St Sebastopol  
(over \$20 cash only)








## February Library Report

Hope you all enjoyed the Christmas break and finished some of those UFO's or perhaps started a new project.

We have purchased 5 new books and 1 magazine with lots of creative ideas and new patterns for you to try.




*Starter Guide to Creating Art Quilts* by Dr. Susan Kruszynski.

An inspiring and accessible guide to creating landscape-style quilts. A perfect basic introduction to art quilting.



*Moda All-Stars Soft Spot. 17 Quilted Pillows and Comfy Cushions* compiled by Lissa Alexander.

Its easy to show off your style at home, even if you're short on time. Pillows don't require much time or fabric, so go ahead and pile them on the sofa, stack them in a big basket or on the bed.




*Patchwork Loves Embroidery Too. 14 delightful handmade treasures* by Gail Pan.

A very inspiring and quality book, excellently presented projects with clear instructions for all stitching enthusiasts.



*Tabletop Stitchery.* Set your table with 12 involving embroidery and patchwork patterns by Gail Pan.

Perfect for brightening your home throughout the year or bestowing as gifts, these designs will bring joy and beauty to any table.



*Fast-Piece Applique. Easy, Artful quilts by machine* by Rose Hughes.

This book helps you discover the easy way to create stunning fast-piece appliqued art quilts.



*Quilters Companion Great Australian Quilts No.14. Best of Australia's Quilts.*

create a quirky wall hanging using Pam Holland's Drapplique method, new release Australian fabric, Technique Tutorial: How to use acrylic inks, see Lyn Keogh's award-winning quilts and make Chris Jurd's SPLAT quilt with foundation piecing.

At our February meeting we will be doing a book stocktake. Many hands will make the job quick and easy so thank you for helping. At our March meeting we will be doing the magazines.

Happy borrowing and creating  
*Judy and Pauline*

# Calendar of Events

**Please Note:** While all care is taken to be correct, this list is compiled from various sources. You should verify the details of events.

## STORIES STITCHED IN FABRIC

February 5-23

Featuring works from Brighton Historical Society  
The Embroiderers Guild Victoria  
Kinross Arts Centre, Kinross House, 603 Toorak Road  
Toorak



## STITCH 'n SISTAS

Sunday 25 February  
Biennial Quilt Exhibition  
HECI Venue  
Paynters Road Hill End

## EMBROIDERERS GUILD VICTORIA BALLARAT BRANCH

Fabulous and 40 Exhibition  
9-11 March 2024  
St Patricks Hall, Cnr Sturt St & Dawson St South Ballarat

## AUSTRALASIAN QUILT CONVENTION 2024

April 11-14 2024  
The theme for the 2024 AQC Challenge is 'Oh My Stars!'  
For Challenge details visit the website  
Classes released in October.

## GEELONG PATCHWORK & QUILTERS GUILD INC

Quilt In  
18 May 2024  
Geelong West Town Hall, Pakington Street West Geelong



## GIPPSLAND ART GALLERY

Port of Sale  
70 Foster Street  
Sale Victoria 3850  
(parking at rear via  
Grand Canal Drive)  
T (03) 5142 3500

**OPEN**  
Monday-Friday  
9am-5.30pm  
Weekends and Public Holidays  
10am-4pm

**Annemieke Mein:**  
**A Life's Work**  
2 March-26 May 2024

**TICKETS**  
(on sale from Nov 2023):  
\$20 Adults  
\$18 Seniors  
\$16 Concession  
\$12 Friends of the Gallery  
Children under 12 free

Wellington Shire  
Residents receive half  
price on all tickets  
(proof of residency required)

For information, tickets and merchandise visit:  
[www.gippslandartgallery.com](http://www.gippslandartgallery.com)  
Email enquiries to: [annemieke@wellington.vic.gov.au](mailto:annemieke@wellington.vic.gov.au)

## QUILTS AT THE ROUND TABLE

Australian Quilt and Textile Collection  
Thursday 21 March 2024  
Friday 24 May 2024  
Cost \$20 per person  
The Pyramid, Millrose Quilting & Gallery, 92 Inglis St Ballan  
For Bookings phone  
Ruth 0439 395 300

# EGV



## Stacks of Stash Market at Embroidery House

Anzac Day - Thursday April 25  
1 pm - 4 pm  
170 Wattletree Road Malvern



over 20 stalls!

### Bargains Galore!

Beads, Haberdashery, Fabric  
Yarn, Threads, Patterns  
Books, Hoops, Free  
and much more!







# Workshop News

**Gloria Loughman** workshop is FULL

Anne will send out requirements list to all participants.

Balance of the workshop cost will be due no later than February Guild meeting - as all have paid \$50 deposits, the balance for members will be \$130 and for non-members \$150.

If you are unable to take your place in this workshop, but you can find another person to fill your spot and pay in full, you will receive a refund on your deposit.

**Fiona Jellie workshop** - 1 Day workshop making an Embellished Journal (book) will be held on Saturday 24 February 2024 at Newcomb Hall. This is already guaranteed to run with the numbers we have so far, but we can take a few more participants. The Cost of this workshop is \$85 per Guild Member, \$95 for non-members.

You can always do direct transfers of funds (just ask for the bank details if you don't have them) or pay using your credit card at meetings, where we will have the 'machine'...

If you have any questions about the workshops, please contact Anne on 0418418190 or email: [pres@geelongpatch.org.au](mailto:pres@geelongpatch.org.au)

<p><b><u>Bellarine Quilters</u></b>  <b>Contact:</b> Christine Fox            Mobile: 0481060909  <b>Email:</b> <a href="mailto:cmfox@aapt.net.au">cmfox@aapt.net.au</a>  <b>Meets:</b> Mondays 10.00 am-3.00pm.  <b>Venue:</b> Drysdale Community Hub            25 Eversley Street, Drysdale            Everyone welcome</p>	<p><b><u>Wyndham Patchwork</u></b>  <b>Contact:</b> Donna Morris (President) or Tania Bodger (Vice President)  <b>Meets:</b> 2nd Sat (Mtg); 4th Sat (Sit &amp; sew)  <b>Venue:</b> Community Centre &amp; Library, Manor Lakes Community Learning Centre            86 Manor Lakes Bvd Wyndham Vale  <b>Email:</b> <a href="mailto:wyndhampatchworkersinc@hotmail.com">wyndhampatchworkersinc@hotmail.com</a></p>
<p><b><u>Seachange Quilters</u></b>  <b>Contact:</b> Helen Carruthers            0434 070 211  <b>Meets:</b> Every Tuesday &amp; Wednesday and some Saturdays  <b>Venue:</b> Senior Citizens            5A Clifford Parade, Barwon Heads.</p>	<p><b><u>Regent Street Stitchers</u></b>  <b>Contact:</b> Judy Bubb            0425 810 203            Or Dallas Windmill            0409 430 678  <b>Meets:</b> 2nd Saturday 10-2pm, \$ 5.00  <b>Venue:</b> South Barwon Community Centre, 33 Mount Pleasant Road, Belmont.            All welcome.</p>
<p><b><u>Stitchers at Sea</u></b>  <b>Contact:</b> Glenys Russell            Ph: 5255 2991  <b>Meets:</b> 1st Wednesday  <b>Venue:</b> Rotating home system</p>	<p><b><u>Purple Pixies</u></b>  <b>Contact:</b> : Leslie Clarke            5281 3254  <b>Meets:</b> 2nd Monday  <b>Time:</b> 10am-3:30pm  <b>Venue:</b> Geelong West Oval</p>

The Appliqué Guild of Australia, Geelong Chapter is now meeting at the Bellarine Sewing Centre, 395 Moorabool Street. Geelong. Commencing February 3rd 2024 and on the 1st Saturday of the month from 10:00 am - 2:00pm.

We meet to share our passion for appliqué, share our learned skills and techniques and build friendships through our craft.

Places are limited to 12, so reserve your place by contacting Chapter Leader: Dawn Holroyd

Phone [0419 324 745](tel:0419324745) or email [sewdawn09@gmail.com](mailto:sewdawn09@gmail.com)

Cost: \$5.00

BYO current stitching project, any show and share, mug for a cuppa and your lunch

## MACHINE QUILTER

Wheatsheaf Quilting

(also quilt sales)

1-2 Oakwood Ridge

St Albans Park 3219.

Ph: 5248 4057 Mob: 0425 810 203

## NOTICE FROM THE PRESIDENT AND COMMITTEE

Dear Members,

The committee was recently asked to come up with a policy for the handling of donations. After discussion, the attached Guidelines were drawn up. If you have any comments or queries with regards to the document, please contact Anne at [pres@geelongpatch.org.au](mailto:pres@geelongpatch.org.au)

Kind regards,

GPQG Committee

### Guidelines for the Handling of donated Goods

These guidelines were developed by the Geelong Patchwork & Quilters Guild Inc Committee of 2023/24. It was due to an increased number of donations from members of the Guild, bequeathed through their estate, or from members of the public who, with the best of intentions, wanted their materials to go to those who would put them to good use.

It gave rise to issues over machinery, specifically sewing machines, overlockers etc being a part of the bequest, along with discussions about storage of these donated goods and who should be responsible for the sorting and storage of said goods.

To date these donations have been handled on an ad hoc basis, and reliant on the goodwill of those members (mainly current committee) who put their hands up to visit the homes of the donors, sorted and collected the goods and stored them in their own homes/businesses.

This committee was asked to come up with a policy for dealing with these issues.

1. The committee recommends that the Guild does not handle any machinery whatsoever. Mostly the machinery is not suitable for resale and we are not responsible for having machines tested for functionality and safety. Members planning on leaving items to the Guild in their will should note that no machinery be included in the bequest.
2. The committee feels that donations of quilt suitable fabric - ie quality cotton fabric (not drapery, curtain or furnishing fabrics) will always be acceptable for use in charity quilts. It is not the responsibility of any Guild member to have to sort through collections to find usable quilt fabrics. This should be done by the family/ donor- but should the Guild member who is collecting the donation be willing to help with sorting, that is at their own discretion.
3. Other items that are acceptable, and also it is at the discretion of the collector of goods, to accept or reject these items, include: Donations of thread, notions, balls of knitting wool (for KOGO projects). Quilt books- if in excellent condition, that could be an adjunct to our Guild Library, or are suitable for resale to raise funds for the Guild Library.
4. Storage - for the foreseeable future, the problem of storage of large donations will be up to the individual who undertakes to handle the donation. The Guild does not have the facility to store fabrics and notions safely. This then becomes an individual choice to deal with storage.

**The Guild is under NO obligation to take any donation** – but the committee hopes that future members will consider the value to our charity programs, and the wishes of the donor when deciding whether or not to handle any donation.

The Guidelines document is also on the Guild Website



# DEADLINE & ADVERTISING RATES

Material for inclusion in the next edition of Common Thread must reach the editor no later than: **Monday 2 March 2024**

Please send all articles to The Editor by email: [news@geelongpatch.org.au](mailto:news@geelongpatch.org.au)

The newsletter is printed 11 months of the year from February to December.

**Advertising rates are:**

\$10.00 per 1/8 page	\$15.00 per 1/4 page
\$20.00 per 1/3 page	\$30.00 per 1/2 page
\$60.00 per full page	

Machine quilters listing \$5.00 per month.

Members buy, swap or sell advertisement:

\$5.00 without photo  
 \$8.00 with photo (attached to email)

Advertisements must be print-ready and emailed preferably as word doc, publisher (pub) file or pdf. Photos to be attached NOT embedded in an email.

Payment to be made to the Treasurer in advance.

**Social Media**

The Guild has two Facebook pages:

Both these pages are a great way to stay in touch with each other between meetings.

*Geelong Patchwork and Quilters Guild Inc.* for public viewing

*Geelong Patchwork and Quilters Guild Forum:* for members only

Instagram Page the QR code opposite is for the page

## N ext Issue :

Have you got something you would like to submit to Common Thread? Feel free to email [news@geelongpatch.org.au](mailto:news@geelongpatch.org.au) by **Monday 2 March 2024**.

All articles will be considered for submission but are published at the discretion of either the Editor and/or President.

Material submitted for publication in Common Thread should not infringe copyright of any kind. If you are not the original author or artist, please include source information for written material or pictures so that every attempt can be made to seek permission for its legal use.

**Committee Correspondence :**  
 Please direct all correspondence regarding your Guild for the Committee's attention to:

PO Box 753, Geelong 3220

email: [info@geelongpatch.org.au](mailto:info@geelongpatch.org.au)  
 or alternatively hand the letter to Secretary at Guild meetings



**@GEELONGPATCH**





www.geelongpatch.org.au

# Geelong Patchwork & Quilters' Guild Inc. A6698

## MEMBERSHIP RENEWAL FORM 2024

*The Membership Secretary requires a hard copy for her records.*

**Annual Fees fall due on 1 March 2024**

Payment for membership will be accepted at meetings, via direct debit or a cheque can be forwarded to:

Geelong Patchwork and Quilters' Guild Inc  
PO Box 753, Geelong 3221

***I wish to renew my membership and I agree to be bound by the rules of the Guild***

**Name:** .....

**Address:** .....

**Postcode:** .....

**Phone:** (BH) ..... (AH) .....

**Mobile:** .....

**Email:** .....

**I prefer to read the monthly newsletter: (circle choice)**

In colour on the Guild website      OR      a black & white printed copy (for a cost of \$10 per year) collected at monthly meetings

**Month & Year of Birth:**.....(for insurance purposes)

**Signature:** .....

*Please circle the amount and method of payment, and then return your form to the Membership Secretary*

**Adult fee: \$35.00      Junior fee: \$20.00**  
**cash /eftpos/cheque /direct debit:**

**Account Name:** Geelong Patchwork and Quilters Guild Inc.

**Bank:** Bendigo Bank **BSB:** 633-000

**Account Number:** 161085014

**Please use your name as reference**

Geelong Victoria 3220

PO Box 753,

If undelivered, please return to: