



Geelong Patchwork & Quilters'
Guild Inc.
No.A6698
www.geelongpatch.org.au

Common Thread

March 2024 Newsletter



www.geelongpatch.org.au

Geelong Patchwork & Quilters Guild Inc Quilt-In

Saturday 18 May 2024

10:30 - 4pm

Geelong West Town Hall

153 Pakington St, Geelong West

(Entry and parking available at rear)

Admission: \$10

Group bookings welcome:

Please email Judy Bubb: wheatsheaf_quilting@hotmail.com

**Guest Speaker:
Linda Steele**

In support of:



Challenge Theme: Purple

We challenge you to be inspired by the Peace of Mind Foundation logo to create a block 12½ inches unfinished with a theme of purple.

Blocks will be collected, displayed at Quilt-In and made into a charity quilt.

An exciting variety of raffle prizes

Please bring your lunch, a mug,

Your stitching & show and tell

Tea & coffee provided

Cafes within walking distance

Guess the number of 6.5 inch squares

Traders in attendance

MONTHLY MEETINGS

Monthly meetings are held on the **THIRD** Saturday of each month at the Newcomb Hall, 82-84 Wilsons Road, Newcomb.

Doors open from 10 .30am to 3.30pm.

Library is open from 11:00am.to 12 midday.

Official Meeting starts at 12:45pm.

Entry is \$6.00. Please bring your lunch and mug. Refreshments for morning tea are available from 10.45am. The current COVID expectations are outlined on the biscuit bench, please follow these as best you can.

For insurance purposes all members and guests are required to sign in on the Guild attendance sheet.

ETPOS is now available.

FORTHCOMING MEETING DATES

March 16—International Quilt Day
Josephine Rout
Senior Curator at the National Wool Museum

Library stocktake helpers required

April 20—Yetty Barrett

May 18—Quilt-In Linda Steele

March Guest Speaker

Josephine Rout is the Senior Curator at the National Wool Museum. She was born in New Zealand.

Her previous employment was at the Victoria and Albert Museum in London, England.

She will be talking about her personal interest in Japanese textiles, and their use in the wide scope of Japanese art and craft and life.



NEW MEMBERS AFTERNOON TEA

Saturday 1 June 2024 2-4pm

at Judy Bubb's House

1-2 Oakwood Ridge,

St Albans Park 3219

RSVP - Judy Bubb if attending

e-mail: wheatsheaf_quilting@hotmail.com

New members and existing members are welcome to attend.

Bring show and tell and some stitching to do on the day.

Welcome to New Members

Anna Schroeter

Pam Billing





Geelong Patchwork & Quilters Guild Inc was established in 1985 after a group of 63 women attended a meeting to consider the establishment of a patchwork and quilters guild and was incorporated the same year.

The objectives of our group is to:

- Promote the art and craft of patchwork and quilting
- Bring together and to encourage the establishment of quilt groups
- Encourage and maintain high standards of work and design in both contemporary and traditional areas.

Contents

Monthly Meetings	2
New Members Afternoon Tea	2
Your Committee	3
President's report	4
February Meeting	5
Show and Tell	6
Show and Tell	7
Show and Tell	8
Show and Tell	9
Show and Tell	10
Website Report	11
Mystery Quilt Part 4	12
Things We Do For Others	14/15
Library Report	16
Diary Dates	17
Friendship Groups	18
Guild Media	19



2023 -24 Committee

President: Anne Clutterbuck
pres@geelongpatch.org.au

Vice President: Margaret Tembo

Secretary: Sue McBride
info@geelongpatch.org.au

Treasurer: Deb Read
treasurer@geelongpatch.org.au

Assistant Treasurer: Anne Thompson

Assistant Secretary: Vacant

Membership Secretary: Judy Bubb
wheatsheaf_quilting@hotmail.com

Website Manager: Jodie Arklay
webman@geelongpatch.org.au

Newsletter Editor: Cheryl Gilbert
news@geelongpatch.org.au

**Assistant Newsletter Editor
& Photographer:** Vacant

Workshops Coordinator: Anne Clutterbuck
anneclutterbuck@gmail.com

Librarians: Judy Bubb
Pauline Lorenz

Newsletter Distributor: Janine Parry

Blankets of Love: Contact: Adrienne Hare

Very Snuggly Quilts/ QFO/KOGO Judy Alcock

Sexual Assault & Family Violence Refuge
Anne Clutterbuck

St John of God Oncology Quilts Sue Palmer

Geelong Mums Wendy Evans

Refreshments; Lyn Holz
Pam Whitten

Special Occasions Co-ordinator Annette Packett

Archivist: Margaret Tembo

The following positions are vacant—

Assistant Secretary

Assistant Newsletter Editor/Photographer

If you can help please let one of the committee know.

PRESIDENTS REPORT



Hello ladies,

My goodness, March already! I'm sure the universe is playing a trick on us, and has made time move faster. I never seem to have enough hours in a day or days in a week to get through everything. Being March, it is now only 2 months to our Quilt In, where we will be entertained by the wonderfully talented Linda Steele and her extraordinary quilts. I do hope you are all planning to attend on the day and are giving some thought to helping out on one of the rosters that are circulating and are on the website. There are still quite a few spots that need to be filled. I particularly need people to help me with Show & Tell sessions and am asking that different people volunteer rather than have the same people for both morning and afternoon sessions. That is a lot fairer for the volunteers, otherwise if it's the same 4 people they miss out on seeing a lot of the quilts properly. Refreshments will be easy as there is no money changing hands, it will be just making the teas and coffees – biscuits will be there for people to help themselves.

I will reiterate all of this at the next couple of meetings. Get your quilts ready for the Show & Tell, get making your Challenge blocks (purple is the theme colour) and make sure you ask all your quilting friends from far and wide to come along. Send them an electronic copy of the poster and maybe they can ask other friends from their groups to come along as well. Your spreading the word is a vital part of the promotion of the event.

Our first workshop in over four years was held on 24 February ... 12 ladies got busy creating fabric books under the expert guidance of Fiona Jellie – who inspired them to be innovative with their fabrics, laces, doilies and embroideries. I can't wait to see some of the results showing up at Show & Tell in our meetings in the not too distant future. They all said they had a great time, that Fiona was an excellent tutor and how glad they were to be back in a workshop after such a long break. Next up is Gloria Loughman's 2 day Dynamic Landscapes workshop on 23 – 24 March at Newcomb Hall. This will be a full on affair, with 20 participants painting, cutting and sewing their creations under the expert tutelage of Gloria.

Don't forget AQC is coming up in April – at the Royal Exhibition Buildings... 4 days of the Best of the Best, great teachers, inspiring exhibitions and of course, an abundance of enticing trader stalls. I can't wait – my annual pilgrimage to this event is something I look forward to greatly every year.

The final instalment of the Mystery Quilt is further into this newsletter. Can't wait to see what you're making of it... I will be canvassing opinion on whether I should do another one later this year. Also, don't forget, I would love some suggestions as to how we can boost the fun at our Biggest Morning Tea fundraiser meeting in July. Do you want me to run another Quiz??

Thankyou for your tolerance at February meeting for my having to bring along Mouse in her pet stroller – it was such an unwelcome shock that she ruptured a second spinal disc so soon after the first (not 4 months) and we are now going through extensive therapy and recovery from her 2nd spinal surgery. I am most grateful that you all were so accepting of the problem I have while she is crate confined, not being able to find someone to care for her while I am away for the day.

Happy sewing - I look forward to seeing you all at the March meeting.

Anne Clutterbuck

President

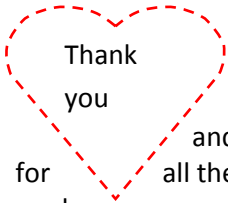


Name Badges

Please remember to wear your name badge at meetings, it helps people know who you are, especially those who are new to the Guild.

You need to wear it to be able to claim your lucky door prize.

If you need to replace your badge please let Judy Bubb know



Thank you I am a midwife at Barwon Health and just wanted to express my thanks for all the beautiful quilts your members have made.

Unfortunately we have recently had a lot of Angel babies and so these will continue to be put to good use. They are made so beautifully and such a lovely gift for these babies and their families.

So please pass on our sincere thanks!

And please thank Adrienne for the sleeping bags/ pouches these make a huge difference to allow families to hold the delicate angels more comfortably.

Thankyou!!

Edwina Mclean

January Birthday Ladies



February Guest Speaker— Bec Wilken Executive Manager of Client Services at SAFVC



Bec Wilken, the Executive Manager of Client Services at SAFVC (Sexual Assault & Family Violence Centre) spoke to the members about the types of services offered to (predominantly) women and children who have been unwilling targets for violence and their need for a safe, secure refuge where they can re-organise their lives.

Not all of them will escape from their violent partners, some will try to make the relationship work. It takes on average eight attempts to leave before many will make the final break and possibly seek refuge at the Centre's very private units while they

undergo counselling along with advice on setting up their new home base, getting help with jobs and with managing finances and the practicalities of providing for their families.

She also spoke about the units, how they're set up, what the 'turnover' time is for the occupants and how the quilts we make are a part of the Centre's focus on given the units a feeling of 'home' to these women and their children.

She thanked the Guild for it's ongoing support through the quilt programme.

It was good of Bec to give up her Saturday afternoon to talk to us and to see the latest quilt gifts donated on the day, that will be part of the larger consignment that I have ready to take to the Centre's headquarters in the next couple of weeks.

Thanks to all the members who have made quilts and continue to make them for this very worthy cause.



Show & Tell



Alyson Ervin (guest)
Equilateral Triangle Challenge



Christine Fox - Daisy Bloom



Betty Scott - Ke Pasar (To the Market)



Janine Parry - left over bindings



Pam Whitten - Candied Hexagons



Sue Palmer—Modern Triangles challenge at Bellarine Quilters



Jan Blyton—Equilateral Triangle Challenge



Dianne White - Knitted Baby Cardi

Show & Tell



Jan Blyton—Octagons



Jan Blyton— Orphans



Rae Sharp—Crumbs



Magda Moore—Hexi Rug



Theresa Heard (guest) Equilateral Triangles



Judy Bubb—Embroidered Mandala



Jan Blyton—Samples



Jan Blyton—Scraps from Stars



Jan Blyton—Reduced Nines

Show & Tell

The following quilts were made for SAFVC by the following contributors:
Regent St Stitchers, Wendy Evans, Lesley Whitlock & Barbra Dawson as well as
Sue Palmer



Judy Bubb—Colourwash



Show & Tell

The following quilts were made for SAFVC by the following contributors:

Regent St Stitchers, Wendy Evans, Lesley Whitlock & Barbra Dawson as well as Sue Palmer



Show & Tell



Seachangers: Raffle 1st Prize Value \$600
Machine Applique: Roses are Red Violets are Blue



Seachangers: Raffle 2nd Prize Value \$300
Modern Foundation Piecing

Lynette Weeks
RETROSPECTIVE
8 APRIL - 8 JUNE 2024
OFFICIAL OPENING MONDAY 8TH APRIL AT
11AM REFRESHMENTS PROVIDED



Focusing on contemporary art quilts, this Retrospective highlights techniques including printing digitally manipulated photographs, dyeing, rusting, mono-printing and painting. Most recent works feature breakdown printing. Eco-dyeing is often used as a base for overprinting.

KYABRAM TOWN HALL GALLERY
lynetteweeks@gmail.com
www.kyabramtownhall.com.au
199-207 Allan St. Kyabram
0490371641 03 58521546



Lynette has been invited to hold a solo exhibition 'Retrospective'.

See details on the poster.

Lynette would love to see you join in the Opening Celebrations.

Please RSVP if you can come to this event, for catering purposes -

lynetteweeks@gmail.com



To the ladies celebrating their birthday in March

Judy Alcock, Jan Blyton, Marilyn Davidson, Nanette Griffiths (new member) Pauline Lorenz, Kerrie Maloney, Sue May, Patricia Norton, Pam Planner, Margaret Prowse, Pamela Rosser Ella Van Nunspeet

Your birthday flowers are:
Daffodils and Jonquils



Your birth stone is :
Aquamarine



March Website Report—Jodie

www.geelongpatch.org.au

The Quilt-in rosters can be found on the Quilt-In page of our website: <http://www.geelongpatch.org.au/index.php?act=viewDoc&docId=504>

There are still lots of spaces to be filled, please consider putting your name down for a one hour time slot, if you haven't already.

Don't forget to bring your 6.5 inch squares already cut or some fabric to cut to our March meeting for the Guess the Number of Squares Competition for Quilt-In.

Jodie
webman@geelongpatch.org.au
Mobile 0411 206 034

QUILT-IN NEWS

Chosen Charity

The Guild will be supporting The Peace of Mind Foundation which is a national wide not-for-profit organisation providing "Here and Now" support to brain cancer patients and their families across Australia.

The Foundation logo is purple, pink and features a gerbera flower.

Challenge Theme—Peace of Mind

The challenge is to create a 12 1/2 inch block relating to the above theme. The predominant colour to be used is PURPLE. You can incorporate as many colours as you wish and use whichever technique you love doing .

Blocks will be displayed at the Quilt-In and then made into a quilt for Charity.

6 1/2 inch squares

This year you have a choice, you can:
Donate some 6 1/2inch squares
Donate some fabric to be cut into 6 1/2inch square

Join in a session using the Go-Cutter to cut the squares. The Go-Cutter will be set up in the Library Room at the March and April meetings .

No experience necessary, all helpers welcome.

Traders Attending

Elm Grove Patchwork

Inkblot Lane

Old Mill Quilting

Peta McGinley

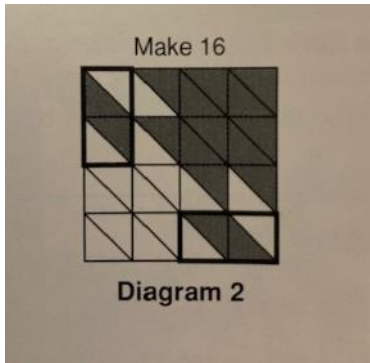
Quilting Fabrications

Serenity Glen Patchworx

MYSTERY QUILT: PART 4

ANNE CLUTTERBUCK

Well done to those of you who are attempting the Mystery QuiltBelow is the final instalment of instructions for you to put together the 16 blocks you are making (or have already made) from all those half square triangles. Again, I apologise for making such a dog's breakfast of the third instalment – this one is much simpler now that you have the block construction diagram that I sent out by email after I discovered my error with the 3rd Instalment. I will put it in again below.



You are making a 4 block x 4 block quilt top that you can add any border of your own desire or you can follow what I have done. The photo of my quilt top is below.



When putting the blocks together you need to alternate the direction of each second block. If you follow my finished quilt for layout you will understand how it comes together.

You can see the star pattern emerging at the junction of four blocks - if you have kept enough of one colour for these stars, work out how to place each block to get that specifically coloured star. I did decide to have specific star colours, so matched my reds, greens, blues or greys accordingly. Hopefully you have all made a good mix of colours to create that design.

I am looking forward to seeing how you have all interpreted the instructions given I did not dictate that you must make at least 4 of Unit 1 in one colour to create that star.

I have added 3 borders, the first two are 1 ½ inch strips, when finished they measure 1 inch across. I added 1 ½ inch squares in a contrasting colour to the corners of the 2nd border to give a bit of interest and the wider 3rd border is 4 ½ inch strips, that once finished will measure 4 inches across.

I haven't decided yet whether I will use the same border fabric to bind the quilt or whether I will use a contrasting colour. All these decisions are yours to make to make this quilt your own.

I hope you have enjoyed the journey... and that you are happy with the final 'product'. I've learned a lot about running a Mystery Quilt and if you decide I should do another one, I will know better how to keep you all guessing to the last, without making a mess of the instructions.

Thanks for taking part. Anne

Heights Sewing Centre est. 1935

Stockists of

BERNINA
made to create



accuquilt baby lock

JANOME

 Husqvarna

VIKING



176 Pakington Street West Geelong 3218

Telephone: (03) 5229 3558

**** Machine & overlocker servicing by Industry Qualified technicians**

Service centre: 5 Candover Street Geelong West 3218 Ph: 5229 5567

geelong
reprographics.

Print. Design. Promote.

Contact us today to discuss your print enquiry.

p 03 5222 4577

w geelongreprographics.com.au

Things we do for Others



Geelong Mums

Geelong Mums ask for all donations to be in excellent, clean condition because they hope that anyone who receives a Geelong Mums package feels like they have received a gift that has been prepared with care and thoughtfulness.

Acceptable items include clothing for babies and children, sizes birth 00000 to size 16 teens—no hoods please
Pyjamas and sleepwear

Gro-bags and sleeping bags for babies

Underwear and socks in new or near new condition

Hand knitted or crocheted clothing, beanies, booties and scarves.

Nappies & nappy bags (as new)

Toiletries for babies, children and adults that are new or unopened and within a 3 month expiry date

Maternity pads

Nursing pads

Toiletry bags

Wipes

Drawstring bags in several sizes are also welcome.

Baby/kids toiletry bags 30 x 30cm finished

Craft/toy/book/shoe bags—Small 35x35cm, Medium 40x50cm, Large 50x60cm.

Smaller sized bags that can be used for pens/pencils or small loose toys.

Linen pack bags 60x80cm. Drawstring needs to be long enough to open bag fully.

Donations can be brought to the meetings.

St John of God Hospital Oncology Quilts Sue Palmer

Quilts which are donated to patients in the Oncology Ward need to be 60 x 60 inches .

The quilts provide comfort the patients while they are receiving their treatment and are given to them to keep.

The most asked for colours are purple, blue and green but all colours are accepted.

Quilts have been donated since 2018, at the end of 2023 a total of 266 quilts have been delivered (not including some Yetty delivered from Seachange in Barwon Heads). Congratulations to the Guild members, Bellarine Quilters and Seachange.
Great effort, Sue Palmer

Snippets from the [KOGO News](#) website

It's great to be back!

2024 marks the 20th anniversary of KOGO

and we are planning a host of wonderful ways to celebrate.



For this month...We need:

Adult blankets and Cot blankets

Please note:

Adult blankets (approx. 1.6m x 1.2m)

Cot blankets (1m x 1.2m, SIDS guidelines)

To help our process (and protect our volunteers): Do not wrap items individually Do not include staples in your packaging



quilts for the Royal
Children's Hospital

What size to Make?

Please note the **smallest ones** we are making for the moment are **30" x 30"** There is wriggle room but these are a guide:

Baby:	30" square	30" x 36"
Toddler:	36" square	36" x 42"
Most popular:	40" square	40" x 48"
Biggest:	50" square	50" x 60"

Information provided by Judy Alcock.

SEXUAL ASSAULT AND FAMILY VIOLENCE REFUGE

I do encourage people to keep making quilts for this refuge. Every quilt goes to a woman or a child who has suffered serious abuse and who will appreciate receiving something made with love and compassion that is theirs alone.

Anne Clutterbuck

Things we do for Others



AUSSIE HERO QUILTS
Sue Palmer

Aussie Heroes has been up and running since January 2012. Aussie Hero Quilts (and Laundry Bags) has continued to grow steadily.

Quilt Size:

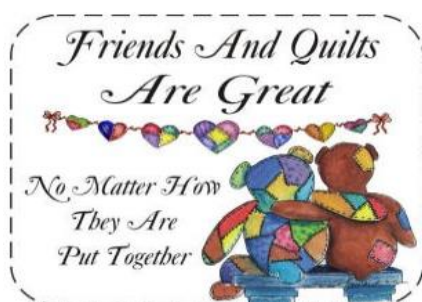
The quilts were designed to be portable and easy to post. Anything posted to the members with an AFPO address and under 2kg is free.

Aussie Hero Quilts are sized to be the width of the fabric so about 42". The length should be 70". I know some of you will think that this size seems a little narrow, but the quilts also have to be small enough for the recipients to fit into their luggage if they are required to move from one location to another unexpectedly. They also need to be the right size to fit on top of a navy bunk at sea and a bunk bed or stretcher on land. If you make the quilts too wide this makes them too big and bulky.

Every Quilt must have an Aussie Hero label on it as follows:

This is an
AUSSIE HERO QUILT
Made for an Aussie Hero .
With gratitude for your service

If Aussie Hero Quilts is something you would like to get involved with speak to Sue Palmer. The Aussie Hero Quilts website is very comprehensive with tutorials available on how to make quilt blocks and also quilt patterns.



BOTTLE CAPS & BREAD TAGS Jodie Arklay

A box will be set up at meetings to collect bottle caps and plastic bread tags.

Jodie will deliver them to a collection point each

SHOPS

Present your current Geelong Guild membership card at these shops for your discount. Please mention your membership prior to finalising your purchases



Heights Sewing Centre (10%)
17 Pakington Street West Geelong



Gails Patchwork Emporium
131 Yarrowee St Sebastopol
(over \$20 cash only)





March Library Report.

Big thank you to the members who helped Pauline and myself with the book stocktake last month.

We have withdrawn a few older and out of date books which have not been borrowed recently. These and several boxes of other books will be available at our May Quilt-In for sale. Great time to grab a bargain at \$2 a book.

Unfortunately, we do have books missing so please check your bookcases, side tables and under the couch.

List of missing books.

- B1221 Free Style Quilts
- B1211 Contemporary Quilts
- B1173 Promenade Hollandise
- B1112 Stitched Textiles Landscapes
- B1148 Quiltmakers Colour Workshop
- B1075 Houses, Houses, Houses
- B1047 Old and New Quilts from Ancient and Modern Cities
- B1048 Approaches to Stitch
- B1049 Inspired to Design 7 Steps to
- B964 Transparency Quilts
- B987 Sewn Toy Tales
- B907 Foundation Borders, Bundles of Fun
- B958 In the Studio
- B878 Blendable Curves
- B802 Quilting with Bits and Pieces
- B736 Hooley Dooley Christmas
- B662 Stitched Vintage
- B663 Stitched in Time for Christmas
- B517 Pincushion Book
- B327 Elegant Stitches by Judith Baker Montano.


We don't have many library rules but we feel we must introduce a new one. **Books and magazines are not to be removed from the library room for browsing at your table. If they leave the room they must be borrowed.**

Thank you for your understanding of introducing this new rule.

What's new in the library— Some donated books have arrived



Quick & Easy Quilts for Kids by Connie Ewbank. 12 Friendly designs. Fun and whimsical, warm and cuddly, or sweet as can be, there is a design in this book that will fit the personality of any special child.



Memory Quilts in the Making by Rhonda Richards.


Simply Vintage No. 13



Polka-Dot Kids Quilts by Jean Van Bockel. From frosted animal cookies to a silly circus bear, these adorable quilt designs will brighten any child's day



Colour-Splashed Quilts by Carol Burniston. Cheer up any room with one of these seven new and original quilt designs in bright, huggable colours. Playful designs use pieced backgrounds, plus super-easy applique to add that splash of colour that everyone will love.



Vibrant Quilt Collage by Bethan Ash. Explore this ground breaking book that shows quilters how to create unique and expressive quilts but going beyond conventional patchwork using improvisational collage techniques and fusing.

Happy borrowing and creating
Judy and Pauline

Calendar of Events

Please Note: While all care is taken to be correct, this list is compiled from various sources. You should verify the details of events.

EMBROIDERERS GUILD VICTORIA BALLARAT BRANCH

Fabulous and 40 Exhibition

9-11 March 2024

St Patricks Hall, Cnr Sturt St & Dawson St South Ballarat

BALLARAT FIBRE & TEXTILE NETWORK

LOOSE THREADS EXHIBITION

March 26—April 27 2024

Mercure Hotel and Convention Centre

613 Main Road Ballarat

LYNETTE WEEKS—RETROSPECTIVE EXHIBITION

8 April—8 June 2024

Kyabram Town Hall Gallery

199-207 Allan Street Kyabram

AUSTRALASIAN QUILT CONVENTION 2024

April 11-14 2024

The theme for the 2024 AQC Challenge is 'Oh My Stars!'

For Challenge details visit the website

Classes released in October.

PORTARLINGTON NEIGHBOURHOOD HOUSE

All Crafts Destash Market

Sunday 28 April 8am—3pm

Tables Members \$25 Non-members \$30

Call or email the PNH office to book a table

5259 2290 or enquiry@portnh.org.au

GEELONG PATCHWORK & QUILTERS GUILD INC

Quilt In

18 May 2024

Geelong West Town Hall, Pakington Street West Geelong

QUILTS AT THE ROUND TABLE

Australian Quilt and Textile Collection

Thursday 21 March 2024

Friday 24 May 2024

Cost \$20 per person

The Pyramid, Millrose Quilting & Gallery, 92 Inglis St Ballan

For Bookings phone Ruth 0439 395 300

COLAC QUILTERS

Quilt-In

Saturday 1 June

Lake Colac Bowling Club, 4 Armstrong St Colac

10am—3pm

Entry \$10

Contact Judy Billing

alan.judy.billing@bigpond.com.au 0498 078 235



EGV



Stacks of Stash Market at Embroidery House

Anzac Day - Thursday April 25

1 pm - 4 pm

170 Wattletree Road Malvern


over 20 stalls!

Bargains Galore!

Beads, Haberdashery, Fabric

Yarn, Threads, Patterns

Books, Hoops, Fuses

and much more!



Annemieke Mein
A LIFE'S WORK
2 MARCH - 26 MAY 2024

GIPPSLAND ART GALLERY
Port of Sale
70 Foster Street
Sale Victoria 3850
(parking at rear via
Grand Canal Drive)
T (03) 5142 3500

OPEN
Monday-Friday
9am-5.30pm
Weekends and Public Holidays
10am-4pm

Annemieke Mein:
A Life's Work
2 March-26 May 2024

TICKETS
(on sale from Nov 2023):
\$20 Adults
\$18 Seniors
\$18 Concession
\$12 Friends of the Gallery
Children under 12 free

Wellington Shire
Residents receive half
price on all tickets
(proof of residency required)

For information, tickets and merchandise visit:
www.gippslandartgallery.com
Email enquiries to: annemieke@wellington.vic.gov.au



Workshop News

Gloria Loughman workshop is FULL

Anne will send out requirements list to all participants.

Balance of the workshop cost will be due no later than February Guild meeting - as all have paid \$50 deposits, the balance for members will be \$130 and for non-members \$150.

If you are unable to take your place in this workshop, but you can find another person to fill your spot and pay in full, you will receive a refund on your deposit.

<p><u>Bellarine Quilters</u> Contact: Christine Fox Mobile: 0481060909 Email: cmfox@aapt.net.au Meets: Mondays 10.00 am-3.00pm. Venue: Drysdale Community Hub 25 Eversley Street, Drysdale Everyone welcome</p>	<p><u>Wyndham Patchwork</u> Contact: Donna Morris (President) or Tania Bodger (Vice President) Meets: 2nd Sat (Mtg); 4th Sat (Sit & sew) Venue: Community Centre & Library, Manor Lakes Community Learning Centre 86 Manor Lakes Bvd Wyndham Vale Email: wyndhampatchworkersinc@hotmail.com</p>
<p><u>Seachange Quilters</u> Contact: Helen Carruthers 0434 070 211 Meets: Every Tuesday & Wednesday and some Saturdays Venue: Senior Citizens 5A Clifford Parade, Barwon Heads.</p>	<p><u>Regent Street Stitchers</u> Contact: Judy Bubb 0425 810 203 Or Dallas Windmill 0409 430 678 Meets: 2nd Saturday 10-2pm, \$ 5.00 Venue: South Barwon Community Centre, 33 Mount Pleasant Road, Belmont. All welcome.</p>
<p><u>Stitchers at Sea</u> Contact: Glenys Russell Ph: 5255 2991 Meets: 1st Wednesday Venue: Rotating home system</p>	<p><u>Purple Pixies</u> Contact: : Leslie Clarke 5281 3254 Meets: 2nd Monday Time: 10am-3:30pm Venue: Geelong West Oval</p>

MACHINE QUILTER

Wheatsheaf Quilting
 (also quilt sales)
 1-2 Oakwood Ridge
 St Albans Park 3219.
 Ph: 5248 4057 Mob: 0425 810 203

The Appliqué Guild of Australia, Geelong Chapter is now meeting at the Bellarine Sewing Centre, 395 Moorabool Street. Geelong. Commencing February 3rd 2024 and on the 1st Saturday of the month from 10:00 am - 2:00pm.

We meet to share our passion for appliqué, share our learned skills and techniques and build friendships through our craft.

Places are limited to 12, so reserve your place by contacting Chapter Leader: Dawn Holroyd

Phone [0419 324 745](tel:0419324745) or email sewdawn09@gmail.com

Cost: \$5.00

BYO current stitching project, any show and share, mug for a cuppa and your lunch



DEADLINE & ADVERTISING RATES

Material for inclusion in the next edition of Common Thread must reach the editor no later than: **Monday 1 April 2024**

Please send all articles to The Editor by email: news@geelongpatch.org.au

The newsletter is printed 11 months of the year from February to December.

Advertising rates are:

\$10.00 per 1/8 page	\$15.00 per 1/4 page
\$20.00 per 1/3 page	\$30.00 per 1/2 page
\$60.00 per full page	

Machine quilters listing \$5.00 per month.

Members buy, swap or sell advertisement:

\$5.00 without photo
\$8.00 with photo (attached to email)

Advertisements must be print-ready and emailed preferably as word doc, publisher (pub) file or pdf. Photos to be attached NOT embedded in an email.

Payment to be made in advance to the Treasurer

Social Media

The Guild has two Facebook pages:

Both these pages are a great way to stay in touch with each other between meetings.

Geelong Patchwork and Quilters Guild Inc. for public viewing

Geelong Patchwork and Quilters Guild Forum: for members only

Instagram Page the QR code opposite is for the page



N

ext Issue :

Have you got something you would like to submit to Common Thread? Feel free to email news@geelongpatch.org.au by **Monday 1 April 2024**.

All articles will be considered for submission but are published at the discretion of either the Editor and/or President.

Material submitted for publication in Common Thread should not infringe copyright of any kind. If you are not the original author or artist, please include source information for written material or pictures so that every attempt can be made to seek permission for its legal use.

Committee Correspondence :

Please direct all correspondence regarding your Guild for the Committee's attention to:

PO Box 753, Geelong 3220

email: info@geelongpatch.org.au
or alternatively hand the letter to Secretary at Guild meetings



@GEELONGPATCH



www.geelongpatch.org.au

Geelong Patchwork & Quilters' Guild Inc. A6698

MEMBERSHIP RENEWAL FORM 2024

The Membership Secretary requires a hard copy for her records.

Annual Fees fall due on 1 March 2024

Payment for membership will be accepted at meetings, via direct debit or a cheque can be forwarded to:

Geelong Patchwork and Quilters' Guild Inc
PO Box 753, Geelong 3221

I wish to renew my membership and I agree to be bound by the rules of the Guild

Name:

Address:

Postcode:

Phone: (BH) (AH)

Mobile:

Email:

I prefer to read the monthly newsletter: (circle choice)

In colour on the Guild website OR a black & white printed copy (for a cost of \$10 per year) collected at monthly meetings

Month & Year of Birth:.....(for insurance purposes)

Signature:

Please circle the amount and method of payment, and then return your form to the Membership Secretary

Adult fee: \$35.00 Junior fee: \$20.00

cash /eftpos/cheque /direct debit:

Account Name: Geelong Patchwork and Quilters Guild Inc.

Bank: Bendigo Bank **BSB:** 633-000

Account Number: 161085014

Please use your name as reference

Geelong Victoria 3220

PO Box 753,

If undelivered, please return to: