



Geelong Patchwork & Quilters'
Guild Inc.
No. A6698
www.geelongpatch.org.au

Common Thread

September 2024 Newsletter





Geelong Patchwork & Quilters Guild Inc was established in 1985 after a group of 63 women attended a meeting to consider the establishment of a patchwork and quilters guild and was incorporated the same year.

The objectives of our group is to:

- Promote the art and craft of patchwork and quilting
- Bring together and to encourage the establishment of quilt groups
- Encourage and maintain high standards of work and design in both contemporary and traditional areas.

Contents

Monthly Meetings	2
Your Committee	2
New Members Afternoon Tea	3
President's report	4
August Speaker	6/7
Show and Tell	8/9
Challenge	11
Guild Activities	12
Mystery Quilt	13
Things We Do For Others	14
Library Report	16
Diary Dates	17
Website Report	10
Friendship Groups	18
Guild Media	19

TREASURER'S NOTICE

Each month the Treasurer's Report is available to view at the Guild Meeting.

It includes the current bank balance and income and expenditure for the previous month.

Please let me know if you have any queries

Debra Read Treasurer

2024-25 Committee

President: Anne Clutterbuck
pres@geelongpatch.org.au

Vice President: Sue Palmer

Secretary: Cheryl Gilbert
info@geelongpatch.org.au

Treasurer: Debra Read
treasurer@geelongpatch.org.au

Assistant Treasurer: Anne Thompson

Assistant Secretary:

Membership Secretary: Judy Bubb

Website Manager: Jodie Arklay
webman@geelongpatch.org.au

Newsletter Editor:
news@geelongpatch.org.au

**Assistant Newsletter Editor
& Photographer:**

Workshops Coordinator: Anne Clutterbuck

Committee Member: Pam Billing

Librarians: Judy Bubb
Pauline Lorenz

Newsletter Distributor:

Blankets of Love: Contact: Adrienne Hare

Very Snuggly Quilts/ QFO/KOGO Judy Alcock

Sexual Assault & Family Violence Refuge
Anne Clutterbuck

St John of God Oncology Quilts Sue Palmer

Geelong Mums Wendy Evans

Refreshments; Bellarine Quilters

Special Occasions Co-ordinator Annette Packett

Archivist: Margaret Tembo



MONTHLY MEETINGS

Monthly meetings are held on the THIRD Saturday of each month at the Newcomb Hall, 82-84 Wilsons Road, Newcomb.

Doors open from 10.30am to 3.30pm.

Library is open from 11:00am to 12 midday.

Official Meeting starts at 12:45pm.

Entry is \$6.00. Please bring your lunch and mug. Refreshments for morning tea are available from 10.45am. The current COVID expectations are outlined on the biscuit bench, please follow these as best you can.

For insurance purposes all members and guests are required to sign in on the Guild attendance sheet.

ETPOS is now available.

FORTHCOMING MEETING DATES

September 21— Shirley Drayton—Textile Artist Guild Birthday Test and Tag Day

October 19 - Veronique Diligent—Wattlebird Designs

November 16 Ruth Nunn

December 21—Christmas Meeting

January 18 2025 Sit and Sew

February 15

March 15

April 19

May 17 - Quilt In

September Guest Speaker – Shirley Drayton

Shirley paints with stitches using free motion machine embroidery as well as 'Confetti' quilting, with tiny pieces of fabric, representative of Impressionist painting.

She also uses the machine as a drawing tool, to create geometric buildings combining stitch with paint in mixed media work.

Shirley's work has been presented in several newspapers and also the Textiles magazine.

NEW MEMBERS AFTERNOON TEA

Saturday 7 December 2024 2-4pm

at Judy Bubb's House

1-2 Oakwood Ridge,

St Albans Park 3219

RSVP - Judy Bubb if attending

e-mail: wheatsheaf_quilting@hotmail.com

New members and existing members are welcome to attend.

Bring show and tell and some stitching to do on the day.



Meeting Announcements

September

There will be a Test and Tag day. The cost will be \$5.50 per item.

Bring along your sewing machine, its power cord, foot pedal, power boards, extensions leads, irons, portable lights or anything electrical you would use at a workshop.



PRESIDENTS REPORT



Hello Ladies,

Firstly, Happy Birthday to us...! It is the Guild's birthday and we will have a cake at the September meeting to celebrate.

Thankyou all for showing faith in me and electing me to be President again. I would also like to thank the ladies who have been elected to the Committee at last month's AGM, for giving their time, ideas and service to the running of the Guild for this year. The Guild is very lucky to have people like them who volunteer, some for year upon year, to help keep the Guild functional. Without them, there is no Guild. Constitutionally, as an Incorporated body, we must have a Committee as per the model rules or the Guild ceases to exist.

I am delighted to report that after the committee meeting in August, Cheryl Gilbert very kindly put her hand up to take on the secretarial role for this year. I am extremely grateful to her for that – without a Secretary, we don't have a Public Officer or an Executive so therefore, we don't have a proper committee. This would mean, if we didn't get that position filled, we would have to think about winding up the Guild. Disaster is averted thanks to Cheryl.

On the downside, we don't have a newsletter editor... While Cheryl has agreed to continuing to do the newsletter in the interim, it is not fair that she should have to deal with two important roles at the same time. We all agree that she has been doing a wonderful job with the newsletter for the past 12 months, but I need someone to step up and relieve her of that responsibility for the next 12 months.

I know Cheryl will be more than happy to help out and co-edit until the new editor is comfortable with producing a newsletter on her own. Please if you have any basic knowledge of Publisher, consider helping your Guild to have a newsletter each month. If we can't fill this position, we may have to consider not doing a newsletter or scaling it down to a very simple document which would be such a shame. If you are willing to take it on, you will be getting a brand new lap top to use, set up with the latest Microsoft 365 programming (including Publisher) to produce it. We have had to replace the old one given it has been causing significant problems and is sadly out of date. I will hope to have someone call me

(0418418190) or come up to me at the September meeting saying they're willing to give the newsletter editor role a try. We will support and help you in every way possible.

We also need someone to take photos at meetings for the newsletter and maybe help out with some proof reading before publication (Assistant Editor). This is not a committee position, so you would not be required to attend committee meetings.

I hope you will take advantage of our Tag and Testing morning at this coming September meeting... you will need to bring your machine with its' cord, foot pedal, power boards, extension cords - anything along those lines that you would bring to a Workshop- I will be organising a workshop for early next year, plus we will be having the Kathy Doughty workshop in July/August.

Please put your names down this month at the meeting if you are wanting to have the Christmas lunch again this year. We will be asking the same people as last year to provide a Christmas lunchbox for each person who registers. If you remember, it had a multitude of delectable items in it last year. We thought it was great value for money and made catering for Christmas Guild meeting so easy. We would need payment by the November meeting, but in the meantime, we need to have an idea of numbers so we can advise the caterers.

Plans are underway for next year's Quilt In in May and our biennial Exhibition in October – both will be at the Geelong West Town Hall.

It is a good time to start making, or thinking about what you can make, for the Exhibition - remember, we need lots of quilts to stage an exhibition and it's a wonderful way for you to showcase the quilts you've created. Every member in this Guild does great work and you should be proud to display it when the opportunity arises.

I am hoping to get up to Kyneton to the One Step Further exhibition in September and am looking forward to hearing about Shirley Drayton's journey in textiles at our monthly meeting.

I look forward to seeing you all then.

Anne

Outgoing Committee - Thanks everyone



August Birthday members



CHRISTMAS MEETING LUNCH

WHEN—December meeting—21 December

WHERE: Newcomb Hall

RSVP : September /October meeting - Please put your name on the list and don't forget to list any dietary requirements .

COST: TBA

CATERERS: Steampocket Who catered for the 2023 lunch

PAYMENT: Required by November meeting

Let's all enjoy a delightful Christmas lunch together, for those not wanting to order in the lunch you are welcome to bring your own. Table decorations are encouraged, placemats from last years challenge can be used. Bring your own Christmas crockery, cutlery and glass.

September Guest Speaker



Gail Jorgens who is the Home Craft Co-Ordinator at the Geelong Show shared her story of how she became involved in the Geelong Show and her love of embroidery. Gail encouraged members to enter their work in the Geelong Show and covered the procedures on how to enter. She also spoke about the Crafty Corner which is a dedicated spot for Arts and Crafts at the show. Guilds and Groups can book a spot in the pavilion to demonstrate their skills to the public. Gail also shared her passion for embroidery , showing several pieces of her work and talked about the opportunities available through the Embroidery Guild for people to both learn a new skill or hone their already acquired skills.



September Guest Speaker



Show and Tell



Anne Millward—Wendy Williams, Boro Cushion



Barbara Dawson- Cushion for Geelong Show



Chris Fox—Letter to my daughter



Pam Whitten— Grandkids footprints

Show and Tell



Pam Whitten— Guild Mystery Quilt



Sandra Herbert Cushion for the Geelong Show



Sue Palmer - Tea and Cake—Hand sewn hexies, a 3 year project

Sue Palmer - Batik Cushion for the Geelong Show



IMPORTANT NOTICE—RE ST JOHN OF GOD QUILTS—Sue Palmer

Sadly our C-Ordinator for SJOG Belinda no longer works at the hospital, so I will no longer be delivering quilts to the Oncology Department. This may of course change if one of the nursing staff contacts me and asks us to continue.

Belinda loved the quilts we supplied and was very particular about who got one! Firstly the patients had to like the quilts and then they were given a colour range choice and Belinda would show them what was available. They were always given with a little ceremony, a talk about who made them, the time and effort that went into them and often a reminder that they were not cheap but were precious, followed by a big hug. I always found it an emotional time as did the people who received them.

Belinda often told me about a group of 6 or 7 women who would come for their treatment each week,, with their quilts wrapped over their legs, all sitting in a row chatting away at the end of the ward. Others asked why they had quilts??? They found out soon enough!

One presentation I remember was a man having chemo, he is from New York State, his wife is English. The quilt they chose was one with a big border of autumn leaves which reminded him of home and the backing had snowmen which reminded his wife of home. More than a few tears flowed that day.

The first delivery I made was September 2018, after a sizeable gap over COVID times the last delivery was April this year. In that time I delivered 276 quilts. I know too Yetty delivered some quilts from herself and the Seachange ladies.

Thank you everyone for your support for this project, we made a lot of people very happy.

Sue

Heights Sewing Centre est.1935

Stockists of

BERNINA
made to create



accuquilt baby lock

JANOME

Husqvarna

VIKING



176 Pakington Street West Geelong 3218

Telephone: (03) 5229 3558

**** Machine & overlocker servicing by Industry Qualified technicians**

Service centre: 5 Candover Street Geelong West 3218 Ph: 5229 5567



CHALLENGE - Our Challenge is Flora and Fauna

Please collect your Geelong Patchwork & Quilters calico bag at our September meeting. Inside the bag will be more information and a few necessities to use in creating your challenge.

Finished items to be displayed at our December Christmas meeting.

Have fun and be creative.

Judy



**Great gift ideas
from your photo,
logo or drawing**



Stubby Holders



Mousepads Keyrings



BYO T-Shirt Print

- COPYING / PRINTING
- LAMINATING TO 900MM W
- POSTERS / ENLARGEMENTS
- SCANNING TO 900MM W

- PHOTOCOPYING
- BUSINESS CARDS / FLYERS
- WIDE FORMAT PRINTING
- INVITATIONS / CARDS

- BINDING A4 / A3 / A2
- CANVAS PRINTS
- VHS TO DVD TRANSFER
- PHOTOSHOPPING

geelong
reprographics.

p 03 5222 4577

w geelongreprographics.com.au

Guild Activities



To the ladies celebrating their birthday in September

GO_CUTTER DEMONSTRATION— SEPTEMBER MEETING

Judy Bubb will be doing a Go-Cutter demonstration before the start of the September meeting.

There is a bird die which she will be using. If you would like some birds to applique or slow stitch onto a project bring along your preferred fabric.



Featuring three different birds and two wing styles,

Judy Bubb, Leslie Clarke, Doreen Humphryis, Ann Key, Elizabeth Little, Rae Sharp, Stacey Skinner and Jill Unsworth.

Your birthday flowers are:
Morning Glory and Aster



For the newer members of the Guild, there is a Go-Cutter available for your use at the meetings, all you have to do is bring your fabric and ask either Judy or Pauline to set up the cutter for you.

The Go-Cutter can cut up to 6 layers of fabric at one time Imagine how much time you can save cutting blocks and applique pieces for your projects.

Your birth stone is:
Sapphire



Mystery Quilt—Instalment 2

Anne Clutterbuck

By now, you will have cut out all the pieces you need to construct the quilt top minus the borders as part of instalment 1.

For this instalment, you will need to use your Dark 1 squares (26), the Dark 4 half square triangles $4\frac{7}{8}$ inch (26) the remainder of your light squares (26), Dark 2 squares (26), and your half square triangles (52 Light and 52 Plain 1 solid dark).

For Unit 1 of this block:

Refer to photo 1.

Using a Dark 1 square, and 2 light $\frac{1}{2}$ square triangles, piece a $4\frac{7}{8}$ inch half square triangle.

Make 26

Refer to photo 2.

Using your Dark 4 $4\frac{7}{8}$ inch triangles and your constructed Unit 1 $4\frac{7}{8}$ inch triangles piece a $4\frac{1}{2}$ inch square.

Make 26 x Unit 1.

For Unit 2 of this block:

Refer to Photo 3.

Using your remaining half square light triangles and your plain 1 solid dark half square triangles (you should have cut 52 of these) – make 52 $2\frac{1}{2}$ inch squares.

Piece one of these squares to a light square and one to your Dark 3 print as per the photo and then piece a 4 patch out of these two rectangles.

Make 26 x Unit 2.

To make the Double X Block:

Refer to Photo 4.

Using 2 x Unit 1 and 2 x Unit 2, piece your Double X Block as per the photo.

You should have 13 x 8 Inch square Double X blocks.

If you have any questions, please get in touch with me.

Happy Sewing!

Anne



Photo 1



Photo 2



Photo 3



Photo 4



Things we do for Others



Geelong Mums

Geelong Mums ask for all donations to be in excellent, clean condition because they hope that anyone who receives a Geelong Mums package feels like they have received a gift that has been prepared with care and thoughtfulness.

Acceptable items include clothing for babies and children, sizes birth 00000 to size 16 teens—no hoods please
Pyjamas and sleepwear
Gro-bags and sleeping bags for babies
Underwear and socks in new or near new condition
Hand knitted or crocheted clothing, beanies, booties and scarves.

Nappies & nappy bags (as new)
Toiletries for babies, children and adults that are new or unopened and within a 3 month expiry date
Maternity pads
Nursing pads
Toiletry bags
Wipes

Drawstring bags in several sizes are also welcome.
Baby/kids toiletry bags 30 x 30cm finished
Craft/toy/book/shoe bags—Small 35x35cm, Medium 40x50cm, Large 50x60cm.

Smaller sized bags that can be used for pens/pencils or small loose toys.
Linen pack bags 60x80cm. Drawstring needs to be long enough to open bag fully.

Donations can be brought to the meetings.

Let's admit it:
We put "Made with Love"
on our quilts
because "Made with
cursing, 3 trips to the
quilt store
and lots of wine"
just won't fit
on a quilt label.

Snippets from the [KOGO News website](#)

It's great to be back!
2024 marks the 20th anniversary of KOGO
and we are planning a host of wonderful ways to celebrate.



For this month...We need:

Adult blankets and Cot blankets

Please note:

Adult blankets (approx. 1.6m x 1.2m)

Cot blankets (1m x 1.2m, SIDS guidelines)

To help our process (and protect our volunteers): Do not wrap items individually Do not include staples in your packaging



quilts for the Royal
Children's Hospital

What size to Make?

Please note the **smallest ones** we are making for the moment are **30" x 30"** There is wriggle room but these are a guide:

Baby:	30" square	30" x 36"
Toddler:	36" square	36" x 42"
Most popular:	40" square	40" x 48"
Biggest:	50" square	50" x 60"

Information provided by Judy Alcock.

SEXUAL ASSAULT AND FAMILY VIOLENCE REFUGE

I do encourage people to keep making quilts for this refuge. Every quilt goes to a woman or a child who has suffered serious abuse and who will appreciate receiving something made with love and compassion that is theirs alone.

Anne Clutterbuck

Things we do for Others



AUSSIE HERO QUILTS
Sue Palmer

Aussie Heroes has been up and running since January 2012. Aussie Hero Quilts (and Laundry Bags) has continued to grow steadily.

These days quilts and laundry bags are mailed mostly in response to requests we receive from serving members or their loved ones.

Quilt Size:

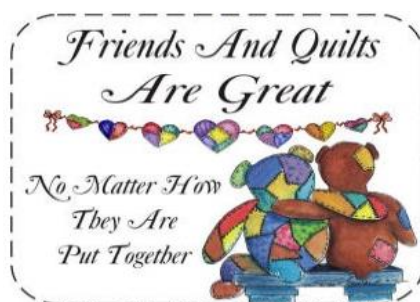
The quilts were designed to be portable and easy to post. Anything posted to the members with an AFPO address and under 2kg is free.

Aussie Hero Quilts are sized to be the width of the fabric so about 42". The length should be 70". I know some of you will think that this size seems a little narrow, but the quilts also have to be small enough for the recipients to fit into their luggage if they are required to move from one location to another unexpectedly. They also need to be the right size to fit on top of a navy bunk at sea and a bunk bed or stretcher on land. If you make the quilts too wide this makes them too big and bulky.

Every Quilt must have an Aussie Hero label on it as follows:

This is an
AUSSIE HERO QUILT
Made for an Aussie Hero .
With gratitude for your service

If Aussie Hero Quilts is something you would like to get involved with speak to Sue Palmer. The Aussie Hero Quilts website is very comprehensive with tutorials available on how to make quilt blocks and also quilt patterns.



BOTTLE CAPS & BREAD TAGS Jodie Arklay

A box will be set up at meetings to collect bottle caps and plastic bread tags.
Jodie will deliver them to a collection point each

SHOPS

Present your current Geelong Guild membership card at these shops for your discount. Please mention your membership prior to finalising your purchases



Heights Sewing Centre (10%)
17 Pakington Street West Geelong



Gails Patchwork Emporium
131 Yarrowee St Sebastopol
(over \$20 cash only)






LIBRARY



3 new books for the library. Two donated and one purchased.



Quilting with Carol Armstrong. Combine quilting and embellishments for a fantastic effect.



New magazine Quilters Companion Issue 128.

A new Block of the month starts in this issue -Trade Winds by Kathy Doughty.


Plus lots of new projects. One that caught my eye is Antics in the Gum Forest by Susan Claire Mayfield – Gourmet Quilter.

We have a Go Cutter and several dies for your use. There will be a demonstration at our September meeting. I fancy the bird die and will be using that one in the demo. If you would like some birds to applique or slow stitch onto a project, bring along your preferred fabric.

We don't have many library rules but we feel we must introduce a new rule. Books and magazines are not to be removed from the Library Room. If they leave the room they must be borrowed. Thank you for your understanding of us introducing this new rule.

Happy Reading and Sewing

Judy and Pauline



Tiny Treasures by Virginia Enright.

Attention to detail, accuracy, patience, practice and pleasure in watching lots of little colours come together fulfil your quilt making

desires? This is the book for you.



Stitch, Fabric and Thread by Elizabeth Healey.

An inspirational guide for creative stitchers. A beautiful sewing reference guide full of exercises designed to inspire ideas and

motivate readers of all skill levels.



Calendar of Events

Please Note: While all care is taken to be correct, this list is compiled from various sources. You should verify the details of events.

ONE STEP FURTHER 2024

19 September—14 October
10am—4pm
The Old Auction House
52-56 Mollison St Kyneton

GOLDFIELDS QUILTERS INC QUILT SHOW

21 –22 September
10am—4pm
Castlemaine Town Hall
25 Lyttleton St Castlemaine

WINDMILL STITCHERS OF KANIVA QUILT EXHIBITION

26-27 October
10am-4pm
Kaniva Shire Hall
15 Baker Street Kaniva

BELLARINE QUILTERS QUILT EXHIBITION

26-27 October
10 am—4pm
Drysdale Community Hub
21-27 Eversley Street Drysdale
\$5 entry

QUILTS AT THE ROUND TABLE

Australian Quilt and Textile Collection
Friday 22 November
Cost \$20 per person
The Pyramid, Millrose Quilting & Gallery, 92 Inglis St Ballan
For Bookings phone Ruth 0439 395 300



Bellarine Quilters
Bellarine Quilters Quilt Show 2024
Saturday 26th & Sunday 27th October
10am to 4pm
Entry: \$5 per person
Located Drysdale Community Hub 21-27 Eversley Street Drysdale
Come and see the beautiful quilts on display. Plus members trading tables, raffles, demonstrations & refreshments are available.
Visit: www.geelongbellarine.com.au
Sponsored by: **GEELONG**



Victorian Quilters Inc.
One Step Further Exhibition 2024
Old Auction House Gallery, Kyneton
September 19 - October 14
Expressions
18 July to 13 October 2024
An exhibition showcasing past winners of the Wool Quilt Prize, on loan from the National Wool Museum at Central Goldfields Art Gallery.
Artists: Pamela Farmer, Katherine Morris, Pamela Fitzsimons, Michele Eastwood, Jo Steele, Kim Gordon, Carolyn Sullivan, Lisa Davis, Suzanne Reid, Barbara Meiler and Fiona Gavens.
CENTRAL GOLDFIELDS ART GALLERY
Old Price Station, 11411 Street, Warrumbungle, Victoria 3442
Open 10am-4pm, Thursday to Sunday. Free entry.
Tel: 03 5441 6000 • Email: info@centralgoldfields.com.au
www.centralgoldfieldsartgallery.com.au



North of the Yarra Quilters Guild
Biannual Quilt Show
Eltham Community Centre
801 Main Road, Eltham
Saturday 5th - Sunday 6th October
10am - 4pm
Quilts on Display
Traders Stalls
Demonstrations
Delicious Scones




Skellywags Quilt In -2024
Date: Sat 23rd November 2024
Time: 10am - 4pm.
Barnawartha Soldiers Memorial Hall.
Cost: \$15 includes morning and afternoon tea. *Pay on the day.*
BYO - lunch.
Bring your show and tell.
Raffles and give aways.
All proceeds raised to restoration Barnawartha Hall.
Rsvp 6th Nov 2024 email: skellywags@barnawartha.com.au



Save the Date
Vic Quilters
Spring Gathering & AGM
Saturday 23rd November
Waverley Masonic Centre
318-322 Stephenson's Rd,
Mt Waverley 3149

23 November
11am—3pm
Waverley Masonic Centre
318-322 Stephenson's Road
Mount Waverley





FRIENDSHIP GROUPS

MACHINE QUILTER

<p><u>Bellarine Quilters</u></p> <p>Contact: Christine Fox Mobile: 0481060909</p> <p>Email: cmfox@aapt.net.au</p> <p>Meets: Mondays 10.00 am-3.00pm.</p> <p>Venue: Drysdale Community Hub 25 Eversley Street, Drysdale</p> <p>Everyone welcome</p>	<p><u>Wyndham Patchwork</u></p> <p>Contact: Donna Morris (President) or Tania Bodger (Vice President)</p> <p>Meets: 2nd Sat (Mtg); 4th Sat (Sit & sew)</p> <p>Venue: Community Centre & Library, Manor Lakes Community Learning Centre 86 Manor Lakes Bvd Wyndham Vale</p> <p>Email: wyndhampatchworkersinc@hotmail.com</p>
<p><u>Seachange Quilters</u></p> <p>Contact: Helen Carruthers 0434 070 211</p> <p>Meets: Every Tuesday & Wednesday and some Saturdays</p> <p>Venue: Senior Citizens 5A Cliffton Parade, Barwon Heads.</p>	<p><u>Regent Street Stitchers</u></p> <p>Contact: Judy Bubb 0425 810 203 Or Dallas Windmill 0409 430 678</p> <p>Meets: 2nd Saturday 10-2pm, \$ 5.00</p> <p>Venue: South Barwon Community Centre, 33 Mount Pleasant Road, Belmont. All welcome.</p>
<p><u>Stitchers at Sea</u></p> <p>Contact: Glenys Russell Ph: 5255 2991</p> <p>Meets: 1st Wednesday</p> <p>Venue: Rotating home system</p>	<p><u>Purple Pixies</u></p> <p>Contact: : Leslie Clarke 5281 3254</p> <p>Meets: 2nd Monday</p> <p>Time: 10am-3:30pm</p> <p>Venue: Geelong West Oval</p>
<p><u>The Applique Guild of Australia Geelong Chapter</u></p> <p>Contact: Dawn Holroyd Ph: 0419 324 745</p> <p>Meets 1st Saturday 10.00am—2pm</p> <p>Venue: Bellarine Sewing Centre 395 Moorabool St Geelong</p>	



Wheatsheaf Quilting

(also quilt sales)

1-2 Oakwood Ridge

St Albans Park 3219.

Ph: 5248 4057 Mob: 0425 810 203



Name Badges

Please remember to wear your name badge at meetings, it helps people know who you are, especially those who are new to the Guild.

You need to wear it to be able to claim your lucky door prize.

If you need to replace your badge please let Judy Bubb know

September Website Report—Jodie

www.geelongpatch.org.au

Committee Details

The committee page has been updated with the newly elected committee members.

Upcoming Workshop Dates

The Kathy Doughty workshop dates have been confirmed and put onto the workshops page.

Snuggly Quilts

There are new photos of snuggly quilts on the things

Jodie
webman@geelongpatch.org.au
Mobile 0411 206 034

DEADLINE & ADVERTISING RATES

Material for inclusion in the next edition of Common Thread must reach the editor no later than: **Monday 30 September 2024**

Please send all articles to The Editor by email: news@geelongpatch.org.au

The newsletter is printed 11 months of the year from February to December.

Advertising rates are:

\$10.00 per 1/8 page	\$15.00 per 1/4 page
\$20.00 per 1/3 page	\$30.00 per 1/2 page
\$60.00 per full page	

Machine quilters listing \$5.00 per month.

Members buy, swap or sell advertisement:

\$5.00 without photo
\$8.00 with photo (attached to email)

Advertisements must be print-ready and emailed preferably as word doc, publisher (pub) file or pdf. Photos to be attached NOT embedded in an email.

Payment to be made in advance to the Treasurer

Social Media

The Guild has two Facebook pages:

Both these pages are a great way to stay in touch with each other between meetings.

Geelong Patchwork and Quilters Guild Inc. for public viewing

Geelong Patchwork and Quilters Guild Forum: for members only

Instagram Page the QR code opposite is for the page



N

ext Issue :

Have you got something you would like to submit to Common Thread? Feel free to email news@geelongpatch.org.au by **Monday 30 September 2024**.

All articles will be considered for submission but are published at the discretion of either the Editor and/or President.

Material submitted for publication in Common Thread should not infringe copyright of any kind. If you are not the original author or artist, please include source information for written material or pictures so that every attempt can be made to seek permission for its legal use.

Committee Correspondence :

Please direct all correspondence regarding your Guild for the Committee's attention to:

PO Box 753, Geelong 3220

email: info@geelongpatch.org.au
or alternatively hand the letter to Secretary at Guild meetings



@GEELONGPATCH

If undelivered, please return to:
PO Box 753,
Geelong Victoria 3220