



Geelong Patchwork & Quilters'  
Guild Inc.  
No.A6698  
[www.geelongpatch.org.au](http://www.geelongpatch.org.au)

# ***Common Thread***

## October 2023 Newsletter





Geelong Patchwork & Quilters Guild Inc was established in 1985 after a group of 63 women attended a meeting to consider the establishment of a patchwork and quilters guild and was incorporated the same year.

The objectives of our group is to:  
 Promote the art and craft of patchwork and quilting  
 Bring together and to encourage the establishment of quilt groups  
 Encourage and maintain high standards of work and design in both contemporary and traditional areas.

## Contents

|                              |                             |
|------------------------------|-----------------------------|
| Your Committee               | 2                           |
| President's report           | 3                           |
| Monthly Meetings             | 4                           |
| New Members Afternoon Tea    | 4                           |
| Website Report               | 5                           |
| September Guest Speaker      | 6                           |
| Exhibition                   | 7,8,9,10,11,12,13,14 ,15,16 |
| Deadline & Advertising Rates | 17                          |
| Things We Do For Others      | 18                          |
| Library Report               | 16                          |
| Supporting Shops             | 16                          |
| Diary Dates                  | 17                          |
| Workshop News                | 18                          |
| Friendship Groups            | 18                          |
| Supporting Shops             | 18                          |

### Committee Correspondence :

Please direct all correspondence regarding your Guild for the Committee's attention to:

PO Box 753, Geelong 3220

email: [info@geelongpatch.org.au](mailto:info@geelongpatch.org.au)  
 or alternatively hand the letter to Secretary at Guild meetings

## 2023 -24 Committee

**President:** Anne Clutterbuck  
[pres@geelongpatch.org.au](mailto:pres@geelongpatch.org.au)

**Vice President:** Margaret Tembo

**Secretary:** Sue McBride  
[info@geelongpatch.org.au](mailto:info@geelongpatch.org.au)

**Treasurer:** Deb Read  
[treasurer@geelongpatch.org.au](mailto:treasurer@geelongpatch.org.au)

**Assistant Treasurer:** Anne Thompson

**Assistant Secretary:** Vacant

**Membership Secretary:** Judy Bubb  
[wheatsheaf\\_quilting@hotmail.com](mailto:wheatsheaf_quilting@hotmail.com)

**Website Manager:** Jodie Arklay  
[webman@geelongpatch.org.au](mailto:webman@geelongpatch.org.au)

**Newsletter Editor:** Cheryl Gilbert  
[news@geelongpatch.org.au](mailto:news@geelongpatch.org.au)

**Assistant Newsletter Editor  
 & Photographer:** Vacant

**Workshops Coordinator:** Anne Clutterbuck  
[anneclutterbuck@gmail.com](mailto:anneclutterbuck@gmail.com)

**Librarians:** Judy Bubb  
 Pauline Lorenz

**Newsletter Distributor:** Janine Parry

**Blankets of Love: Contact:** Adrienne Hare

**Very Snuggly Quilts/ QFO/KOGO** Judy Alcock

**Sexual Assault & Family Violence Refuge**  
 Anne Clutterbuck

**St John of God Oncology Quilts** Sue Palmer

**Geelong Mums** Wendy Evans

**Refreshments;** Lyn Holz  
 Pam Whitten

**Special Occasions Co-ordinator** Annette Packett

**Archivist:** Margaret Tembo

The following positions are vacant—

Assistant Secretary

Assistant Newsletter Editor/Photographer

If you can help please let one of the committee know.



## PRESIDENTS REPORT

Hello Ladies,

Well here we are in October already... Grand Final done and dusted - I know there are a few happy Magpie supporters in the group.

More importantly, our Exhibition for 2023 is now behind us, and what a great success it was! Huge congratulations to the organising committee, headed by Lyn Weeks, for doing such a sterling job. Take a pat on the back Lyn, Carole Bosna, Pam Planner, Heather Grant, Bronwyn Drehlich and Margaret Tembo. These events do not happen without commitment and dedication from a lot of people. I want to thank each and every member of the Exhibition committee for that dedication to the task and also add my thanks to those members who volunteered to fill the various jobs at the Hall over the 3 days (including set up). Special thanks also to those husbands who were helpful in collecting, transporting and setting up the stands, as well as pulling them down and returning them after the exhibition was over. There were so many people involved in putting this together, setting it up, hanging the exhibits, running the entrance, raffle and membership sales tables and delivering back the quilts to their owners in record time on the Sunday evening. Carole Bosna did a wonderful job of organising the layout of the over 80 quilts, and she led her set up and pull down teams so well that it all went like oiled clockwork. Thanks too, to the members who entered their quilts and made items for the trading table, and to all of you that came along, brought your friends and families and made the whole thing such a success.

The Guild thanks Padraic Fisher, Director of the National Wool Museum, for taking the time to officially open the Exhibition, and the National Wool Museum for the sponsorship of the Morning tea so ably provided by the CWA. Our written thanks to our major sponsors, Heights Sewing Centre and Janome who were so generous in providing the raffle prizes – Ken and his team are always so supportive of our efforts, and Janome provided the beautiful sewing machine as first prize (congratulations to Yetty Barrett for winning that!!). Thanks also to sponsors City of Greater Geelong and Bendigo Bank - Community Bank Barwon Heads

Looking toward the Christmas meeting, we will be giving you information on the prepacked lunch we have looked at ordering – along the lines of what we had last Christmas. Those who enjoyed last year’s box of goodies we hope will want to be a part of that again this year. Let us know at the October Meeting if you are interested. You can, as last year, bring your own Christmas lunch – there is no mandate that you have to order the boxed lunch. Those who order the boxed lunch will need to pay for it at the November meeting at the latest, but you can also do an electronic transfer of funds if you wish. More information at the October meeting.

I don’t know how many of you managed to visit the Embroiderer’s Guild Exhibition at the Geelong West Town Hall two weeks prior to our exhibition – but if you didn’t see it, you missed a beautiful display of some truly exceptional work. Every type of embroidery you can think of, stump work, goldwork, black work, cross stitch, long stitch and more... and also some lovely quilts! Well done to the Embroiderers Guild for putting on such an absorbing exhibition.

The Guild is greatly saddened to hear of the death of our member, Lorraine Matthews. It seems only recently she was attending our meetings – she will be missed. Vale Lorraine.

Until I see you at the next meeting, enjoy the vagaries of the Spring weather... and keep on stitching

*Anne Clutterbuck*

President



To the ladies celebrating their birthday in October

Jodie Arklay, Ethel Gibb, Jill Holland, Sue Matthews, Annette Packett, Sue Palmer, Janine Parry, Nicola Picken, Margaret Tembo, Rae Watt,



Your birthday flowers are: Marigold and



Your birth stones are: Opal and Tourmaline



## MONTHLY MEETINGS

Monthly meetings are held on the THIRD Saturday of each month at the Newcomb Hall, 82-84 Wilsons Road, Newcomb.

Doors open from 10 .30am to 3.30pm.  
Library is open from 11:00am.to 12 midday.  
Official Meeting starts at 12:45pm.

Entry is \$6.00. Please bring your lunch and mug.  
Refreshments for morning tea are available from 10.45am. The current COVID expectations are outlined on the biscuit bench, please follow these as best you can.

For insurance purposes all members and guests are required to sign in on the Guild attendance sheet.

**ETPOS transactions are now available.**

**Please be patient while this new process is being implemented.**

## FORTHCOMING MEETING DATES

October 21: Purple Pixies Group Presentation

November 18: Chrissie from Chrissie's Timeless Treasures . Pop up shop

December 16: Christmas Meeting

January 20 2024: Sit and Sew.  
No general meeting. Library stocktake helpers required.

February Janet Couchman  
Founding member—Past President

March—Josephine Rout  
Senior Curator at the National Wool Museum

April—Yetty Barrett

May—Quilt-In Linda Steele

June—Robyn Cary

## Vale—Lorraine Matthews

The Guild passes their condolences to family and friends of Lorraine.

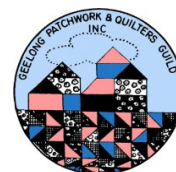
Lorraine was a member of the Guild for 20 years and will be recalled for her contributions to the Guild.

Lorraine will be sadly missed.



### Name Badges:

Please remember to wear your name badge at meetings, it helps people know who you are, especially those who are new to the Guild.



You need to wear it to be able to claim your lucky door prize.

If you need to replace your badge please let Judy Bubb know

## September Birthday ladies



38 years



## Editor's Thread .....

Firstly I would like to thank Jodie for doing such a brilliant job with the newsletter during the time when I decided to take a break.

For the ladies who have joined the Guild during 2022/3 let me introduce myself. I have been a member of the Guild for 22 years, served on Committee and now am enjoying being back in the newsletters drivers seat.

Compiling the newsletter is a time consuming but most enjoyable task.

To make our newsletter a little more exciting I would encourage you send an article, whether it be about the activities that you are involved in with another group, a retreat you have attended, a workshop you have attended or if you discover a new and exciting tip or technique you would like to share with other members.

Photos can be attached to the email.

Articles can be emailed to [news@geelongpatch.com.au](mailto:news@geelongpatch.com.au).

Cheryl

**N**ext Issue :

Have you got something you would like to submit to Common Thread? Feel free to email [news@geelongpatch.org.au](mailto:news@geelongpatch.org.au) by **Monday 31 October 2023**.

All articles will be considered for submission but are published at the discretion of either the Editor and/or President.

Material submitted for publication in Common Thread should not infringe copyright of any kind. If you are not the original author or artist, please include source information for written material or pictures so that every attempt can be made to seek permission for its legal use.

**Social Media** The Guild has two Facebook pages: Both these pages are a great way to stay in touch with each other between meetings.

*Geelong Patchwork and Quilters Guild Inc.* for public viewing

*Geelong Patchwork and Quilters Guild Forum:* for members only

## October Website Report—Jodie



[www.geelongpatch.org.au](http://www.geelongpatch.org.au)

The domain name and website hosting has been paid for another year, this marks the 16<sup>th</sup> year of our website's creation.

The calendar on the home page is filling up with some great speakers.

Keep an eye on the other pages as they are also being updated, slowly!

If you happen to notice something that needs fixing, please let me know.

Thanks,

Jodie

[webman@geelongpatch.org.au](mailto:webman@geelongpatch.org.au)

Mobile 0411 206 034



## NEW MEMBERS AFTERNOON TEA

**Saturday 2 December 2023 2-4pm  
at Judy Bubb's House**

1-2 Oakwood Ridge,  
St Albans Park 3219

**RSVP** - Judy Bubb if attending

e-mail: [wheatsheaf\\_quilting@hotmail.com](mailto:wheatsheaf_quilting@hotmail.com)

New members and existing members are welcome to attend.

Bring show and tell and some stitching to do on the day.



*SEPTEMBER GUEST SPEAKER*  
*- LYN WEEKS*

Our Speaker in September was Guild member Lyn Weeks who in 2017 went to Japan for an 11 day workshop in Shibori and Indigo Dyeing. Her power point presentation was very informative.



The workshop was held in an 150year old silk farming house. Bryan the workshop's expert leader shared his dyeing experiences as he has lived in Japan for two decades.

He makes his own indigo dye. Shibori is manual tie dyeing which produces different patterns on fabric. There are many techniques pleated bound resist, pole wrapping, simple running stitch on cloth then pulled tight and the results are most interesting.

Lyn received a homework box prior to the workshop to prepare for workshop. which included making a stencil. There was also a tour into Tokyo to a workshop of stencil printing.

Washing the fabric after dyeing was done in a stream, which was accessed by climbing down very steep stairs.

The food was variety of Japanese food and the experience was a unique cultural experience for Lyn.





# HERITAGE EXHIBITION

Lyn Weeks

What a fantastic exhibition. I hope you got to see it.

I wish to thank:

- Volunteers – willing hands for all aspects of the exhibition. It could not happen without you.
- Sponsors – the Exhibition Committee is very grateful for the financial support from Heights Sewing Centre, National Wool Museum, Bendigo Bank - Community Bank Barwon Heads and the City of Greater Geelong.
- Traders – everyone loves to shop or at least look. There was a great variety of goods.
- Members' Trading Table(s) – organised by Judy Bubb
- Snuggly Quilts – Judy Alcock and Elaine Hicks Members who entered quilts – a fabulous display. We received a lot of positive feedback.
- Challenge Quilts – a lot of interest was shown in these.
- CWA – delicious morning tea for the opening celebrations
- President Anne Clutterbuck for running the opening and closing celebrations
- ...and anyone else I've mistakenly left off this list. Woops.

**A HUGE thank you to my committee – Pam Planner, Carole Bosna, Deb Read, Bronwyn Drehlich, Margaret Tembo and Heather Grant. They were amazing. Each person took on a job that they would like to organise, this allowed everything to run smoothly and efficiently. I thank you all from the bottom of my heart. Lyn**



Padriac Fisher from the National Wool Museum officially opened the Exhibition, then presented prizes to the Heritage Challenge winners. After which a delicious morning tea made by the CWA was consumed.



Busily making Snuggly Quilts



# HERITAGE EXHIBITION

The theme of the Exhibition Challenge was “Heritage”. The challenges were judged at the September meeting by Life Members. Judges Prize Winners were —Sue Palmer, Patricia Worsley and Debra Read.



NAME: Sue Palmer  
TITLE: Heritage  
ARTIST'S STATEMENT:  
For this challenge I have used my mother's old tea cloth, surrounded by family photos printed on fabric. Plus some fabric of NZ images. The fabrics are all raw edged and free motion quilted to attach them in place.



NAME: Patricia Worsley  
TITLE: Heritage – What is it?  
ARTIST'S STATEMENT:  
Thinking about heritage made me realise who I owe my heritage to. The last member of this group, my oldest sister, passed away this January aged ninety-five years and what a hole she has left in my life. To have my old black and white photos reduced in size and not be damaged to use on fabric was challenging. I managed it and whilst the design and stitching in this mini quilt is quite naive, I am pleased to have completed it for the Heritage Challenge.



NAME: Debra Read  
TITLE: Land  
ARTIST'S STATEMENT:  
Our land is the natural heritage which helps ground us. Regular walks by the Barwon River remind me of this remarkable heritage. The stitching for this quilt was started at a Susie Vickery workshop.



NAME: Pam Planner  
TITLE: This is me  
ARTIST'S STATEMENT:  
Wales, a land steeped in Arthurian legend, and the Union Jack of England, are the two quilts which came together in country of beautiful British flowers. To make one! Heritage is often the intersection of people and time, and I have explored this by the slight overlapping of some elements in the composition. Construction techniques include: Derwent intense pencils and thread stitching in black raw edge applique. Hand embroidery

Judges Prize donated by Peta McKinley

Judges Prize donated by These Clever Hands  
Members Choice Prize donated by Can Do Books

Judges Prize donated by Yazzii



NAME: Anne Clutterbuck  
TITLE: The Earth is our Heritage  
ARTIST'S STATEMENT:  
We inherited the earth and all its flora and fauna it is our responsibility to care for the wildlife and plantlife as it is the heritage of future generations. Each of us contributes to that heritage. The flowering plant, seed heads and the bird represent all the flora and fauna of our world. Machine appliqued and pieced original design with some hand quilting and beading.



NAME: Annette Packett  
TITLE: World Heritage Listing – Sydney Opera House (inspired by Ken Done)  
ARTIST'S STATEMENT:  
This iconic building designed by Jan Utzon was given WORLD HERITAGE status in 2007. The Sydney Opera House has immense local and international significance. Australians proudly claim the Opera House as a heritage listing. My piece was inspired by the Australian artist Ken Done.



NAME: Patricia Norton  
TITLE: "A. Boutis"  
ARTIST'S STATEMENT: MY PAST  
BORN 1928  
1943 – went to school – my grandmother teaches me to sew  
1944 – 1950s  
1951-1953 – work as a elementary teacher  
1957 – Graduate VTC Arts and Craft (fine Arts painting and needlework)  
1960s – 1965 – teach Victorian Education Department  
1965 – 1980s regional (rural) education  
1980 – 1985 – work as a "community" and Quilters Guild member  
2007 – join Brisbane Quilters  
My Heritage – when I was 10 each of samples were a challenge to me in the 1960s from 1969 to 2007.



NAME: Bronwyn Crocker  
TITLE: Heritage of Tasmania  
ARTIST'S STATEMENT:  
Having studied history in my degree and membership in the Tasmanian Historical Society, I have been inspired to create a quilted piece that celebrates the rich heritage of Tasmania. The quilt is a tribute to the many people and places that have shaped the island's history. It features a central panel with a landscape scene, surrounded by smaller panels depicting various historical events and figures. The quilt is made using a combination of machine and hand stitching, with a focus on detail and accuracy.



NAME: Betty Scott  
TITLE: Interwoven  
ARTIST'S STATEMENT:  
Coming from a Scottish background, my family's heritage in Australia began with the first wave of Scottish immigrants following the first World War. My family's great-grandfather, a Scottish immigrant, was one of the many people who came to Australia when many people were looking for a better life. My husband was born in Australia, but his family was Scottish. It was interesting to see how the heritage of the Scottish people to which we belong.



NAME: Carolee Burns  
TITLE: Our Heritage – Our Responsibility  
ARTIST'S STATEMENT:  
Australia has a unique and diverse range of flora and fauna. By protecting and managing this heritage we are conserving a valuable asset and ensuring that future generations can experience and enjoy our flora and fauna. Technique used in this quilt was Broderie Perse, that is, pieces were fussy cut then applied to the background.



NAME: Christine Fox  
TITLE: Kukamunga the Koala  
ARTIST'S STATEMENT:  
When I was 10 our family moved to Anakie. We lived in the bush in the middle of the Brisbane Ranges. We had a resident koala living in a gum tree near our house. His nickname was "Kukamunga". This challenge is a homage to my glorious youth growing up in the Australian bush. It is a silhouette which I machine applied on piece of Ricky Timms dyed fabric.



NAME: Dallas Windmill  
TITLE: Country - Coast  
ARTIST'S STATEMENT:  
Piece was made by hand piecing 1" hexagons to create the central panel. Fabrics used are representative of my family and our heritage. It is reflecting country to coast to country as my family moved. Images reflect family careers, pets, heritage and interests. Completed with straight line machine quilting.



NAME: Alison Chittock  
TITLE: Our Country House  
ARTIST'S STATEMENT:  
This cottage was inspired by the many homes of this era that have been constructed in the older areas of Geelong and still being lived in today.



# HERITAGE EXHIBITION CHALLENGE




NAME: Elizabeth Little  
TITLE: Ashes to Ashes  
ARTIST'S STATEMENT:  
On July 8, 2023, my beloved Aunt Judith Ashes died in a house fire. As the weeks following I considered how to honor her. The "ridge" - both her and that of her son - had either come with her meaningful things. I was overwhelmed with the charcoal - the deep black, of what had been her kitchen. Through this piece, I was overwhelmed with the colors and often work, and the valuing the blackness of charcoal, capture my grief.

NAME: Heather Grant  
TITLE: Heritage Roses  
ARTIST'S STATEMENT:  
Heritage Roses in Australia was formed in 1979 to bring together people who love and collect old roses, the roses of antiquity and the survivors from Australian colonial gardens.  
I have represented this by quilting with trapunto to display the beauty of roses.

NAME: Judy Bubbs  
TITLE: Heritage of St Albans Park  
ARTIST'S STATEMENT:  
I live in the historical suburb of St Albans Park. The St Albans Hotel and Racing Club were founded by James Wilson, 1822 - 1879. The St was 325 hectares and the racing course larger than Flemington. The South riding arena paddocks have been home for several Melbourne Cup winners, winners of other notable races and the stable a second riding place for Peter Lee in 1930. St Albans Uniting Church built in 1869.  
St Albans Homestead built in 1873.  
Gate Lodge built in early 1900s.  
St Albans Homestead was in 1909 and several since. Population now approximately 5000. Most streets are named after people and houses that helped make St Albans what it is today, some again still occurs down Wilson Road. Two trees on a map mark the burial places of several famous horses.  
Red crosses mark my home and homes of other family members.

NAME: Melinda Bampfield  
TITLE: My Boys Heritage  
ARTIST'S STATEMENT:  
I wanted to make something modern, using leftovers and imagination, whilst being respectful. My eldest son helped me with wording for acknowledgement of Country and both inspired words to fill the maps of their parents. We hope you enjoy it.

NAME: Magda Moore  
TITLE: Heritage - Parents  
ARTIST'S STATEMENT:  
My parents, Emil and Germaine Somers, from 1920s to the start of WW2. I focused on the theme Heritage to make my challenge. Born in Belgium, I applied photos directly on background, a street scene, Brussels face and a business card, "Carpe diem" has been a family motto since the 1800s. It is all machined and machine quilted with photos, smoothen and hand embroidered.



NAME: Pauline Lorenz  
TITLE: My Mother's Garden  
ARTIST'S STATEMENT:  
The centre of my block is from a quilt that was never finished. The hexagons are left over from my hex quilt. My mum loved her roses as much as I do my own garden. That's where the name came from.

NAME: Patricia Norton  
TITLE: "A. Boutis" "  
ARTIST'S STATEMENT: MY PAST  
1943 - born school - my grandmother teaches me to sew  
1954 - construction  
1967-1971 - run as a specialist teacher  
1987 - Graduate TSC Arts and Craft (Fine Arts painting and needlework)  
1995-1998 - teach Victorian Education Department  
1983-1998 regional assistant coordinator  
2000 - run Clothing Workshop and Quilters Guild  
2007 - join Brisbane Quilters  
2022-23  
This challenge - rises from my stash of samples were a challenge to me  
8 blocks created last year from my grandmother 1950-1998 embrace  
...the samples from 1957 to 2023.

NAME: Rae Sharp  
TITLE: Our natural Wonders - Our Heritage  
ARTIST'S STATEMENT:  
An old tree like this stands near my house and is home to many birds.  
Our unique natural environment is for all to treasure and protect - so inherit a neat pristine world so must leave it to the next generation equally healthy ...

NAME: Sandra Herbert  
TITLE: Family Treasures  
ARTIST'S STATEMENT:  
My quilt depicts the Treadle sewing machine given to me by my maternal grandfather when he decided he could no longer mend his clothes after time. I've also included foliage to remember my mother and father who adored ferns. I still have the one that has its origins from 30 years ago. The daily was from my mum's stash of dories she left for me.

NAME: Stacey Skinner  
TITLE: Love of Lace  
ARTIST'S STATEMENT:  
This quilt is made of my family fabric (lace). The pieces (background and feature pieces - wedding dresses, bed dresses, wedding hat, baby nightgowns and quilt) represents the women in my heritage who have been the women in my heritage who...



NAME: Sue Robertson  
TITLE: "Murrilly" from County Clare  
ARTIST'S STATEMENT:  
My great grandparents on my fathers side, immigrated to Australia in 1866 from County Clare in Ireland. With that in mind, I have created my "Heritage" challenge piece. I chose to do it in the fabric of "slow stitch" because I considered the time of when they emigrated. I considered the map of Ireland and filled the area of representation of the map in the Irish flag. I have embroidered some landmarks from the area and added some typical Irish symbols also.  
The fabrics I have used are hand embroidery, machine embroidery, brocade and a tiny bit on the machine.

NAME: Yvett Barrett  
TITLE: Food for everyone.  
ARTIST'S STATEMENT:  
I really admire Caroline Newcombe and Ann Drysdale for helping new arrivals when they arrive in Australia from the very long journey from where they came.  
Drysdale and Newcombe townships are named after these two ladies.

NAME: Judith Oke  
TITLE: Heritage is Family  
ARTIST'S STATEMENT:  
I decided to use this challenge as a means to use up laces and trims collected over a number of years. Photos of my grandparents wedding. The photo has been reproduced on fabric using a technique learnt many years ago in a workshop with Judith Baker Brownland, crazy quilt and embroidery teacher, USA.  
The piece represents the vision of happy ever after marriage.

NAME: Lynette Weeks  
TITLE: 15th Century Staircase  
ARTIST'S STATEMENT:  
I stayed at Bickleigh Castle, Devon in 2023. I climbed these stairs to my room. It was unique and wonderful - up and down the steps of history.

NAME: Margaret Tembo  
TITLE: Stories and Songs of the Journey  
ARTIST'S STATEMENT:  
Stories and Songs of the Journey  
Heritage is a patchwork of memories and tales from the past to the present, of many generations of the family.  
The fabric tells a story of ancestors coming from Cornwall in 1850s and England in 1913 strong in belief. There are choir and songs of the folk, to memory of life in Africa and travel abroad. But home is "country" deep in the soul, with many groups and communities of Pacific friends and always lives dash in Eden's garden.



27 members participated in the Challenge, each of them produced wonderful pieces sharing part of their Heritage or what "Heritage" means to them.





## HERITAGE EXHIBITION WINNERS



**Helen Carruthers**

Viewers Choice Winner with her beautiful "Friends"

William Morris Quilt



**Bronwyn Drelich**

Viewers Choice Second with her beautiful *In The Jungle* wool applique quilt



**Helen Carruthers**

Viewers Choice Third with her beautiful *Elenor Jean* Hexagon Quilt

Viewers Choice Prizes

1st Prize

donated by

Can Do Books

2nd Prize donated by

Serenity Glen


Patchworx

3rd Prize donated by

Sew Darn Special



# HERITAGE EXHIBITION






# HERITAGE EXHIBITION






# HERITAGE EXHIBITION





# HERITAGE EXHIBITION





## HERITAGE EXHIBITION



EXHIBITION RAFFLE WINNERS.

CONGRATULATIONS

1st prize – Janome TM30 sewing machine, Yetty Barrett

2nd Prize – Bernina Scissors Set, Lynne Zanker

3rd Prize – Horn Gas Lift Chair, Brigitte Lee



Brigitte receiving her chair from Tracy from Heights Sewing Centre





# HERITAGE EXHIBITION TRADERS



Members trading table



Heights Sewing Centre




Can Do Books



Peta McKinley



Serenity Glen



These Clever Hands



Sew Darn Special



Yazzi



## DEADLINE & ADVERTISING RATES

Material for inclusion in the next edition of Common Thread must reach the editor no later than: **Monday 31 October 2023**

Please send all articles to The Editor by email:  
news@geelongpatch.org.au

The newsletter is printed 11 months of the year from February to December.

**Advertising rates are:**

|                       |                      |
|-----------------------|----------------------|
| \$10.00 per 1/8 page  | \$15.00 per 1/4 page |
| \$20.00 per 1/3 page  | \$30.00 per 1/2 page |
| \$60.00 per full page |                      |

Machine quilters listing \$5.00 per month.

Members buy, swap or sell advertisement:

\$5.00 without photo  
\$8.00 with photo (attached to email)

Advertisements must be print-ready and emailed preferably as word doc, publisher (pub) file or pdf.


Payment to be made to the Treasurer in advance.

## Merchandise available

Guild has several branded items available for members and friends to buy. If you would like to buy one or more of these they will be available to purchase at meetings.



30th anniversary badges  
\$5.00



Coasters -hexagon pattern  
\$5.00



Calico tote bags  
\$5.00

# *Heights Sewing Centre est. 1935*

## Stockists of



176 Pakington Street West Geelong 3218

Telephone: (03) 5229 3558

**\*\* Machine & overlocker servicing by Industry Qualified technicians**

Service centre: 5 Candover Street Geelong West 3218 Ph: 5229 5567



# Things we do for Others



Geelong Mums ask for all donations to be in excellent, clean condition because they hope that anyone who receives a Geelong Mums package feels like they have received a gift that has been prepared with care and thoughtfulness.

Acceptable items include clothing for babies and children, sizes birth 00000 to size 16 teens—no hoods please

Pyjamas and sleepwear

Gro-bags and sleeping bags for babies

Underwear and socks in new or near new condition

Hand knitted or crocheted clothing, beanies, booties and scarves.

Nappies & nappy bags (as new)

Toiletries for babies, children and adults that are new or unopened and within a 3 month expiry date

Maternity pads

Nursing pads

Toiletry bags

Wipes

Drawstring bags in several sizes are also welcome.

Baby/kids toiletry bags 30 x 30cm finished

Craft/toy/book/shoe bags—Small 35x35cm, Medium 40x50cm, Large 50x60cm.

Smaller sized bags that can be used for pens/pencils or small loose toys.

Linen pack bags 60x80cm. Drawstring needs to be long enough to open bag fully.

Donations can be brought to the meetings.

## Snippets from the [KOGO News](#) website

The KOGO Hub will continue to sort, tag, pack and deliver as many warm knits to our beloved community organisations as possible .

*From the KOGO CEO regarding the KOGO Square-A-Thon.*

Thank you so much for your email and for your query about how many squares we received through the KOGO Square-a-Thon. The truth is, so many squares arrived for the Square-a-Thon, both registered and unregistered, it was impossible to tell how many were directly related to this fundraiser.

I can tell you we have distributed over 15,000 handmade blankets so far this year.

Warm regards,  
Vicki CEO

## KOGO Love to Support Derek's Place

Derek's Place is a unique organisation. Their vision is to build a space where families with young children, who are losing a loved one to terminal illness, can spend their final time together comfortably in a loving and home-like environment.

Derek's Place places a great deal of importance on:

- Creating a supportive network for parents with life-limiting illnesses and keeping their families by their side throughout the care journey.
- Working with existing palliative care facilities to develop family-friendly environments that are inclusive and comforting for young families.
- Advocating for ongoing improvements to the services and support for young families who are experiencing a parent with life limiting illness.

*'At Derek's Place, we use the beautiful KOGO blankets to put in the packs for the adult carers of the children. Hospitals can be both cold and sterile and the blankets add a sense of warmth both physically and visually*

### For October the need is for

Children's Jumpers – 6 -12 years old

Children's socks (Primary age children)

### Please note:

Adult blankets (approx. 1.6m x 1.2m)

Cot blankets (1m x 1.2m, SIDS guidelines) **To help our process (and protect our volunteers):**

Do not wrap items individually

Do not include staples in your packaging

## SEXUAL ASSAULT AND FAMILY VIOLENCE REFUGE

I received 11 quilts from Judy Alcock that were surplus to Snuggly Quilt needs for the moment. These will be stored to give to the Sexual Assault and Family Violence Centre Refuge in the near future.

I do encourage people to keep making quilts for this refuge. Every quilt goes to a woman or a child who has suffered serious abuse and who will appreciate receiving something made with love and compassion that is theirs alone.

*Anne Clutterbuck*



# Things we do for Others

## AUSSIE HERO QUILTS *Sue Palmer*

### A Brief History of Aussie Hero Quilts (and laundry bags)

Jan-Maree Ball OAM started Aussie Hero quilts for a number of reasons, some are

She didn't like the way the Vietnam Veterans were treated on their return home.

A seriously injured soldier was in a German hospital and he had been given a quilt by an American organisation. Jan-Maree felt she should have had an Aussie quilt.

She believed that we, the Aussie public needed a way to say Thank You to the members of our Defence forces for their service.

Aussie Heroes has been up and running since January 2012 but it began with Jan-Maree sending quilts and laundry bags, with the help of her quilt group, to one particular soldier and his team in late 2011.

She came across this fellow through his wife's blog and reached out to them to see if there was something she could do to make his deployment a bit easier.

He felt a really useful gift would be a laundry bag. Sounds like such a little thing doesn't it? Well not so. You see the serving personnel were all using the same laundry bags and that made it hard to find their own laundry bag in a hurry when they wanted it. Apparently emails go around each day saying "someone picked up my laundry bag". This soldier's wife made her husband a colourful one with large initials and the problem was solved for him, but what of his men? So, Laundry Bags it was.

Jan-Maree convinced her quilt group, to come on board and they decided to make 15 very durable laundry bags in time for Christmas! It was already the third week in October.

As it gets down to -25°C in Afghanistan in winter they also decided to make quilts. Jan-Maree designed a very basic strip quilt and we got cutting and sewing and ended up making 24 quilts. All the parcels were sent off in November 2011.

The laundry bags and 15 of the quilts went to the Warrant Officer and his team and the extra quilts were passed on to others at the Warrant Officer's discretion.

We received such a heart-warming response to the first lot of quilts that we set about sending a few more to friends of those that received the first lot as well as to any other soldiers we heard about.

By the end of December, it was obvious to Jan-Maree that there was enough support out there to turn this into an Australia wide proposition and after much thought and a lot of supportive comments Jan-Maree decided to launch a blog and Facebook page.

Aussie Hero Quilts (and Laundry Bags) has continued to grow steadily. By the end of February 2014, we had sent nearly 2500 quilts and over 3900 laundry bags.

These days quilts and laundry bags are mailed mostly in response to requests we receive from serving members or their loved ones.

If Aussie Hero Quilts is something you would like to get involved with speak to Sue Palmer. The Aussie Hero Quilts website is very comprehensive with tutorials available on how to make quilt blocks and also quilt patterns.

### St John of God Hospital Oncology Quilts

Quilts which are donated to patients in the Oncology Ward need to be 60 x 60 inches .

The quilts provide comfort the patients while they are receiving their treatment and are given to them to keep.

The most asked for colours are purple, blue and green.

*Sue Palmer*

### BOTTLE CAPS and BREAD TAGS


Jodie Arklay

A box will be set up at meetings to collect bottle caps and plastic bread tags.

Jodie will deliver them to a







## October Library Report

Quilters Companion Magazine Issue 123 is now available. Contents are a fat quarter friendly lap quilt. Shibori stitch a traditional Japanese Momura bag. A quilt featuring Tula Pink's Marie Antoinette Cameo fabric. A quilt with big and bold floral applique with big stitch quilting. An article on traditional Rilli quilts of Pakistan.

There are no new books for the library this month but if you think there is a book that you would like in the library let us know.

At our Exhibition Helen Carruthers won 1st prize Viewers Choice for her William Morris inspired quilt. We have one book in the library relating to William Morris, "*More William Morris Applique*" by Michelle Hill. Also "*Afternoon Tea with May Morris*" written by Michelle,. Do we need to purchase any more books related to William Morris? Let us know.

Let's talk about Wool Applique. At our Exhibition there were some Wool Applique quilts. Bronwyn Drehlich won 2nd prize Viewers Choice for her wall hanging, "*Folk -Tails.*" Pattern by Sue Spargo. Pam Planner's quilt was "*Over the Hill*" by Wendy Williams. (I apology if there were more that I haven't mentioned). We don't have either pattern in the library but we do have "*Whimsical Wool Applique*" by Kim Schaefer with 50 blocks and 7 quilt projects. There are lots of flowers and bugs. "*Wool, Needle & Thread*" The go to guide wool stitchery by Lisa Bongean from Primitive Gatherings and "*Felt Wee Folk*" by Salley Mavor featuring enchanting projects.

The 3<sup>rd</sup> Prize Viewers choice was Helen Carruthers again for her Hexagon Quilt. How many pieces? Plus it was hand quilted!

Also at the exhibition was Wendy Evans green and grey hexagons. Her size of hexagons is more achievable for most.

In the library we have "*Magical Hexagons*" by Martha Thompson. Simple steps to dynamic quilts. I think we might need to look for another hexagon book for our library.

Happy Reading

*Judy and Pauline*

## Destash Sale

What's on the sale table in the Library Room at the October Meeting?

Fabric—

Just what we all need more of, but you may find that special fabric to finish a quilt that is lurking in the cupboard. A binding fabric that is just right. Fabric you know your grandchildren would love in a quilt. (Admit it, the teddy bear quilt you made when they were born just does not look right on their teenager's bed anymore) Loads of reason to come and have a look.

All fabric will be reasonably priced. Bring your cash and pick up some bargains \$3 a bag. Bigger pieces suitable for borders, sashings and backings will be priced by the metre.

## SHOPS

Present your current Geelong Guild membership card at these shops for your discount. Please mention your membership prior to finalising your purchases.



Heights Sewing Centre (10%)  
176 Pakington St West Geelong



Gail's Patchwork Emporium  
131 Yarrowee Street, Sebastopol,  
Ballarat, (over \$20 cash only)

**We thank these shops for their continued support.**

## MACHINE QUILTER

Wheatsheaf Quilting

(also quilt sales)

1-2 Oakwood Ridge

St Albans Park 3219.





# Calendar of Events

## OZQUILT NETWORK EXHIBITION

### "ART QUILT AUSTRALIA 2023"

<https://www.ozquiltnetwork.org.au>

#### Exhibition dates:

Friday 11 August until Sunday 12 November

**Venue:** National Wool Museum,  
26 Moorabool St., Geelong

## EMBROIDERERS GUILD OF VICTORIA NORTH EASTERN BRANCH AND THE PEECHELBA MACHINE EMBROIDERS GROUP DISPLAY

**Date:** 28 August - 28 October 8am to 5pm

**Venue:** Kyabram Town Hall, 199-209 Allan St, Kyabram



## ESSENDON QUILTERS

### Paint Chip challenge display

August 4—20 November

**Niddrie Library 483 K EILOR Road Niddrie**

## LINDEN LANCASTER EXHIBITION

**Date:** 1 October—30 November

**Venue:** Kyabram Town Hall, 199-209 Allan St, Kyabram

## AQA AUSTRALIAN QUILTS IN PUBLIC PLACES (AQIPP)

**Date:** Entries Due: Thursday 14th September

Exhibition: Friday 10— Friday 22 November

**Contact:** [www.austalianquiltersassociation](http://www.austalianquiltersassociation)

Email: [judybell@bigpond.net](mailto:judybell@bigpond.net)

**Enquiries:** Check website for details: <https://craftevents.com.au/>

## AUSTRALASIAN QUILT CONVENTION 2024

**Date:** April 11-14 2024

The theme for the 2024 AQC Challenge is 'Oh My Stars!'

For Challenge details visit the website

Classes released in October.

**Website:** [www.aqc.com.au](http://www.aqc.com.au)

## Lions Club of Quilters Victoria stitches the world together


The Lions Club of Quilters Victoria in District V1-4 have undertaken their most ambitious project yet, the International Quilt Challenge.

As part of their principle project, the Australian Quilt & Textile Collection (AQTC), the Club is requesting quilters of all skill levels from across the world to get involved. The 'Our World – Coming Together' International Quilt challenge is a celebration of the global community, with 40cm x 40cm entries to be based on aspects of its creator's home country.

The final product, which the Club expects to feature several-hundred entries, will be on exhibition at the Lions Clubs International Convention held in Melbourne in 2024.

The quilts will also be exhibited at Pour l'Amour du Fil in Nantes, France, in April 2025.

Australian quilt artist, Gloria Loughman, recognised has taken on the role of Ambassador for the International Quilt Challenge. "There has never been a better time to come together, as one, through quilting," she said. After exhibition, the quilts will be permanently acquired by the Lions Club of Quilters Victoria's AQTC which aims to preserve the diversity of quilts and their stories.



**Please Note:** While all care is taken to be correct, this list is compiled from various sources. You should verify the details of events.



# Workshop News



**Gloria Loughman**

**FULL**

Workshop March 2024

If you know of any quilters who are not Guild members, but would like to attend please ask them.

Please share Anne's details with them so she can give them the necessary details:

Phone: 0418418190 or email:  
[anneclutterbuck@gmail.com](mailto:anneclutterbuck@gmail.com)

Anne Clutterbuck  
 Workshop Convenor

## FRIENDSHIP GROUPS

### Bellarine Quilters

**Contact:** Christine Fox  
 Mobile: 0481060909

**Email:** cmfox@aapt.net.au

**Meets:** Mondays 10.00 am-3.00pm.

**Venue:** Drysdale Community Hub  
 25 Eversley Street, Drysdale

Everyone welcome

### Wyndham Patchwork

**Contact:** Donna Morris (President) or Tania Bodger (Vice President)  
**Meets:** 2nd Sat (Mtg); 4th Sat (Sit & sew)

**Venue:** Community Centre & Library, Manor Lakes  
 Community Learning Centre  
 86 Manor Lakes Bvd Wyndham Vale

**Email:**  
[wyndhampatchworkersinc@hotmail.com](mailto:wyndhampatchworkersinc@hotmail.com)

### Seachange Quilters

**Contact:** Helen Carruthers  
 0434 070 211

**Meets:** Every Tuesday & Wednesday and some Saturdays

**Venue:** Senior Citizens  
 5A Clifford Parade, Barwon Heads.

### Regent Street Stitchers

**Contact:** Judy Bubb  
 0425 810 203  
 Or Dallas Windmill  
 0409 430 678

**Meets:** 2nd Saturday 10-2pm, \$ 4.00

**Venue:** South Barwon Community Centre, 33 Mount Pleasant Road, Belmont.  
 All welcome.

### Stitchers at Sea

**Contact:** Glenys Russell  
 Ph: 5255 2991

**Meets:** 1st Wednesday

**Venue:** Rotating home system



### The Applique Guild Australia Inc. Geelong Chapter

**Contact:** Dawn Holroyd  
 0419 324 745 or  
[enquiries@theappliqueguildofaustralia.org.au](mailto:enquiries@theappliqueguildofaustralia.org.au)

**Meets:** 1st Saturday of the Month, 10am-2pm, \$5 byo mug, lunch, show & tell.  
**Venue:** Waurm Ponds Library, 230 Pioneer Rd, Grovedale.

**See website for updates:**  
[www.theappliqueguildofaustralia.org.au](http://www.theappliqueguildofaustralia.org.au)



### Purple Pixies

**Contact:** : Leslie Clarke  
 5281 3254

**Meets:** 2nd Monday

**Time:** 10am-3:30pm

**Venue:** Geelong West Oval



Quilts for the  
 Royal Children's Hospital

### What size to Make?

Please note the **smallest ones** we are making for the moment are **30" x 30"**

There is wriggle room but these are a guide:

|               |            |           |
|---------------|------------|-----------|
| Baby:         | 30" square | 30" x 36" |
| Toddler:      | 36" square | 36" x 42" |
| Most popular: | 40" square | 40" x 48" |
| Biggest:      | 50" square | 50" x 60" |

Information provided by Judy Alcock.



# **Are you looking for a longarm quilting machine?**

Ask us about the following:-



## **BERNINA Q16 with foldable table**

RRP \$11599

Special price 1 only open box stock:

**\$9395 \***

\*Plus set up and delivery - 1 only available



## **HANDI QUILTER MOXIE (15" arm)+ 10ft frame**

RRP :- \$10990

Open box stock/floor model

**Special price:- \$9250 \***

\*Plus set up and delivery if required

1 only available



## **HANDI QUILTER CAPRI (18" arm)**

plus height adjustable insight table  
with built in stitch regulation.

RRP:- \$14490

**Floor stock price \$8450\***

\*Plus set up and delivery if required

1 only available



## **JANOME MC6650**

10" workspace, flatbed RRP \$2699

**Sale price \$1999 \***

\*Ask us about our special add on packs

Limited stock available.

### **Heights Sewing Centre**

176 Pakington Street, Geelong West 3218 Phone: 5229 3558

**SEE YOU AT THE QUILT EXHIBITION IN SEPTEMBER !!**



# Christmas Lunch

At the December meeting we will be offering individual boxed lunches from Steampacket Foods.

If you wish to do this, you will need to book and pay \$20 by the November meeting. Order Forms will be available at the October meeting.

Your name.....

Extra-dietary choices. Tick one:

vegetarian

Vegan

gluten free

The picnic box will include -

- Finger sandwiches
- 3 savoury finger foods
- a fruit skewer
- 3 small sweets items

Tea and coffee will be provided or else BYO non-alcoholic drink.

## Payment:

**By cash:** \$20 to be paid in an envelope with this note at the October or November meeting

**Or.....**

Pay the \$20 by Direct Debit (Sign with your first initial, surname and Xmas), and return the filled in order form at the October/November meeting.

Direct Debit Bank information:

BSB: 633 000

Account number : 161085014

This is all optional. BYO lunch if you don't want a picnic lunch.

Geelong Victoria 3220

PO Box 753,

If undelivered, please return to: