



Geelong Patchwork & Quilters'
Guild Inc.
No.A6698
www.geelongpatch.org.au

Common Thread

November 2023 Newsletter

December Meeting

At the December meeting we will be offering individual boxed lunches from Steampacket Foods.

If you wish to do this you will need to book and pay \$20 by or at the November meeting. Order Forms are on the last page of the newsletter and will also be available at the November meeting.

The picnic box will include—Finger sandwiches, 3 savoury finger foods , a fruit skewer and 3 small sweets items.

Tea and coffee will be provided or else BYO non-alcoholic drink.

Payment:

By cash: \$20 to be paid in an envelope at the November meeting

Or.....

Pay by Direct Debit (Sign with your first initial, surname and Xmas), and return the filled in order form at the November meeting.

Direct Debit Bank information:

BSB: 633 000 Account number : 161085014

This is optional, BYO lunch if you don't want a picnic lunch.

Charity Quilt Donations

Margaret Tembo has completed the quilts made from the Quilt-In Challenge Blocks. These quilts will be on display at the meeting before being given to the Geelong Mums. Any further donations for the Geelong Mums will be collected on the day for delivery with the quilts.



Geelong Patchwork & Quilters Guild Inc was established in 1985 after a group of 63 women attended a meeting to consider the establishment of a patchwork and quilters guild and was incorporated the same year.

The objectives of our group is to:
 Promote the art and craft of patchwork and quilting
 Bring together and to encourage the establishment of quilt groups
 Encourage and maintain high standards of work and design in both contemporary and traditional areas.

Contents

Your Committee	2
Condolences	3
Monthly Meetings	3
President's report	4
Birthday Members	5
Website Report	5
October Guest Speaker	6,7
Show and Tell	8
SCQuilters Retreat	9
Christmas Challenge	10
Things We Do For Others	11,12
Library Report	13
New Members Afternoon Tea	13
Diary Dates	14
Vic Quilters Report	15
Friendship Groups	16
Workshop News	16
Mystery Quilt Part 1	17
Guild Media	18
Workshop News	18



2023 -24 Committee

President: Anne Clutterbuck
 pres@geelongpatch.org.au

Vice President: Margaret Tembo

Secretary: Sue McBride
 info@geelongpatch.org.au

Treasurer: Deb Read
 treasurer@geelongpatch.org.au

Assistant Treasurer: Anne Thompson

Assistant Secretary: Vacant

Membership Secretary: Judy Bubb
 wheatsheaf_quilting@hotmail.com

Website Manager: Jodie Arklay
 webman@geelongpatch.org.au

Newsletter Editor: Cheryl Gilbert
 news@geelongpatch.org.au

**Assistant Newsletter Editor
 & Photographer:** Vacant

Workshops Coordinator: Anne Clutterbuck
 anneclutterbuck@gmail.com

Librarians: Judy Bubb
 Pauline Lorenz

Newsletter Distributor: Janine Parry

Blankets of Love: Contact: Adrienne Hare

Very Snuggly Quilts/ QFO/KOGO Judy Alcock

Sexual Assault & Family Violence Refuge
 Anne Clutterbuck

St John of God Oncology Quilts Sue Palmer

Geelong Mums Wendy Evans

Refreshments; Lyn Holz
 Pam Whitten

Special Occasions Co-ordinator Annette Packett

Archivist: Margaret Tembo

The following positions are vacant—

Assistant Secretary

Assistant Newsletter Editor/Photographer

If you can help please let one of the committee know.

Vale—Patricia (Tricia) Peart

Patricia (Tricia) Peart passed away on the 9th of October after a short battle with ill health. Tricia joined the guild in 2010. She was a teacher, fashion designer, clothing engineer. She sailed, volunteered, travelled and served her community. She was Linda Ryan's best friend, her sewing buddy, her partner in adventures. She spent the last 12 months living with and being cared for by the Ryans.



She will be missed by all.

Condolences

The Committee and members of the Guild extend heartfelt condolences to Judy Alcock and her family on the loss of her husband Ross.

Our hearts go out to you during this time of sorrow.



Monthly meetings are held on the THIRD Saturday of each month at the Newcomb Hall, 82-84 Wilsons Road, Newcomb.

Doors open from 10 .30am to 3.30pm.
Library is open from 11:00am to 12 midday.
Official Meeting starts at 12:45pm.

Entry is \$6.00. Please bring your lunch and mug. Refreshments for morning tea are available from 10.45am. The current COVID expectations are outlined on the biscuit bench, please follow these as best you can.

For insurance purposes all members and guests are required to sign in on the Guild attendance sheet.

ETPOS is now available.

November 18: Chrissie from Chrissie's Timeless Treasures . Pop up shop

December 16: Christmas Meeting

January 20 2024: Sit and Sew.
No general meeting. Library stocktake helpers required.

February Janet Couchman
Founding member—Past President

March—Josephine Rout
Senior Curator at the National Wool Museum

April—Yetty Barrett

May—Quilt-In Linda Steele

June—Robyn Cary



Name Badges:

Please remember to wear your name badge at meetings, it helps people know who you are, especially those who are new to the Guild.

You need to wear it to be able to claim your lucky door prize.

If you need to replace your badge please let Judy Bubb know

NOVEMBER GUEST SPEAKER



CHRISSIE FROM CHRISSIE'S
TIMELESS TREASURES

Chrissie will be bringing a pop-up shop.

PRESIDENTS REPORT



Hello Ladies,

After the busy times leading up to and including the Exhibition in September, October and November have been much quieter months – for me at least. I'm not as good as my predecessor at going to all the regional exhibitions and quilt ins. In fact I haven't been to one this past month. My little dog suffered total rear leg paralysis following the rupture of a disc in her spine, so I have been very house-tied while I care for her following spinal surgery. The upside is that she is recovering and has begun to walk again albeit with a very unbalanced and weak gait. Bringing my former training as a physio into her rehabilitation is helping. She will get much better yet. Not having children or grandchildren of my own, I am one of those dotty old ladies who dotes on her four legged 'children' – my two dachshunds are very precious to me.

A big thankyou to Purple Pixies with their excellent presentation at last month's meeting. It was exciting to see so many beautiful quilts – no matter how long ago they may have been made.

It actually gave rise to a number of people suggesting we should have a retro section in our next Exhibition – a very good idea. Some of those quilts have not been seen for many years and are definitely worth putting on display to the public again. This will be a thought that will be passed on to the next Exhibition committee when it is convened some time in 2024. We are very fortunate to have so many gifted quilters as members and 'Pixies' certainly has a surfeit of them!! Well done.

Judy Bubb is going to challenge you all with a Christmas project in this newsletter. With such a great result from last year's Christmas project and this year's exhibition challenge, we are inspired to see what you can make of this next teaser. You don't have much time but we are not looking for a bed sized quilt – so give it your best shot. I will donate a President's Award to the best piece.....

Inside this newsletter is the start of the Mystery Quilt that I proposed at the October meeting. I hope a number of you will attempt it.

I am trying to write the instructions clearly so there is no confusion – putting the pattern together is a little more tricky that it might appear at the beginning – you are going to need to concentrate when assembling various

units. I am making it myself so I can know where the difficulties may lie – and I've had to unpick a lot of items already. But I believe the end results will be worth the time and effort.

I plan to put forward the instructions each month for 4 months. So plenty of time for you to tackle each month's 'assignment' without overdoing the workload. You should still have plenty of time to do other quilting projects of your own.

We have set up an Instagram page for the Guild in the past couple of weeks. This page will be 'run' by 3 enthusiastic volunteers – Melinda Bampfield, Elizabeth Little and Stacey Skinner.

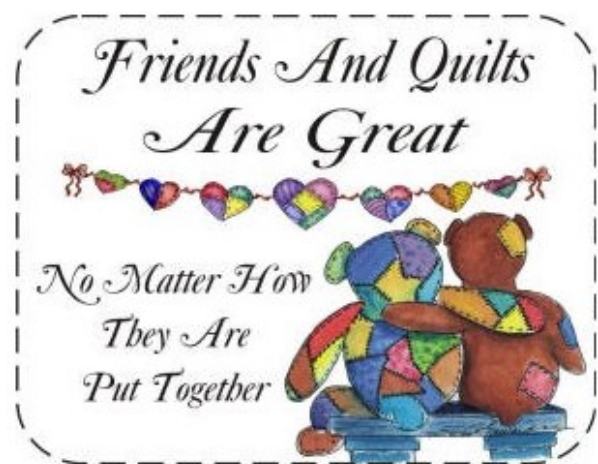
Instagram appeals to a wide range of age groups and we are hoping to encourage more younger members to join the Guild through this particular Social Media platform. Checking the page today, I see we have already got 29 followers which is a start. I will give you more details on how you can contribute to our Insta page at the next meeting.

It's been another sad time for a Guild member - Judy Alcock's much loved husband, Ross, died last week, on the second anniversary of the death of her daughter, Kim. That is a horribly sad anniversary for Judy. Our thoughts and sympathy are with Judy and her family at this very difficult time.

I look forward to seeing you all at the November meeting..

Anne Clutterbuck

President



HAPPY BIRTHDAY

To the ladies celebrating their birthday in November

Anne Clutterbuck, Maureen Devlin, Jill Falconer, Lyn Holz, Jennifer Lander, Jessica Miller, Anne Thompson, Diane White



Your birthday flowers are Chrysanunum and Peony



Your birth stones are: Topaz and Citrine



October Birthday ladies



Welcome to our new member:

Dawn Holroyd

November Website Report—Jodie



www.geelongpatch.org.au

This month we are excited to announce the beginning of our Instagram presence. To find us, you can scan the QR code or click on the link: <https://instagram.com/geelongpatch?igshid=OGQ5ZDc2ODk2ZA==>

The QR code will also be added to our homepage on the website.

Melinda Bampffield, Stacey Skinner and Elizabeth Little have kindly offered to oversee the running of this page. I'll share the wonderful work we do with making Quilts for others.

But, if you have any quilting photos you would like to share please email: socialpages@geelongpatch.org.au

At the moment I'm not sure that cross linking works, possibly because our Facebook page is linked to my personal Facebook account, but at this point in time it doesn't really matter. I'll try and work it out. I'll share the wonderful work we do with making Quilts for others.

Jodie

webman@geelongpatch.org.au

Mobile 0411 206 034



@GEELONGPATCH

OCTOBER GUEST SPEAKER - PURPLE PIXIES




Leslie Clarke a long time member of the Guild and Purple Pixies, shared the story of the Purple Pixies.

The group was formed 35 years ago with meetings being held in each other's homes. As the group grew bigger, it was decided that the group needed a larger venue. Several venues have been used until they found their home at the Geelong West Football Club.

They are a very active group participating in many varied activities including fabric dyeing, making charity quilts as well as hold a Biggest Morning Tea. As well they organise regular retreats.

Below are just some examples of the work they have done over the years.





Purple Pixies Continued



Show & Tell



Bright Bits—Jan Blyton



Bright Bits Jan Blyton



The Cranes Anne Thompson



Group Effort
 Started by Glen Meulbok
 Doreen Humphryis finished the piecing.
 Judy Bubb quilted it.
 Quilt to be donated to The Sexual Assault
 and Family Violence Centre



Fairies - Sue May



“Women You Admire” SCQ
 2023 Challenge



Bacchus Marsh Friendship
 Group



Southern Cross Quilters (SCQuilters) Retreat

Judy Bubb

This group began as an email list group of Australian and NZ quilters starting 29 years ago, we are now on Facebook. In 1998 yearly retreats began so all could catch up face to face. They have been located in many places over Australia and twice in New Zealand. The retreats involve sit and sew, workshops, show and tell, fat quarter swap, knife/scissor sharpening (no axes this year. There is a story about this but....), speakers, signatures blocks, swag bags, pop up shops, challenges, collecting for a different chosen charity each year, food, laughter and ending with a Shop Hop by Bus.

Several of the Guild Members are members of SCQuilters and attended this years retreat which was held in Albury. Our Geelong Retreaters were Jean, Barbara, Dallas, Marilyn, Sue, Pam, Wendy and myself. Armed with our free seniors travel we caught the train to Southern Cross then the Albury train. We were greeted by more SCQuilters onboard. Arriving at Albury it was a short walk to the Mantra Hotel where the retreat was being held and where we were staying for 5 nights. I say a short walk but we did have our suitcases with wheels on a rough path. Some of us did struggle.

Our retreat started with a glass of wine (hotel had happy hour which we enjoyed several times) to celebrate the start of a great retreat. Thursday night we dined at Downtown Pizzeria with approximately 60 other SCQuilters. Friday morning involved a bit of shopping and checking out the local patchwork shop. Registration was 2.00pm with 90 women gathering in the Southern Cross Function Room.

So, the retreat began with us working on hand projects and chatting. Projects including EPP, applique, knitting, crochet and hand quilting were spread over all tables. Our sit and sewing sessions were occasionally held up by shopping at the Pop-Up shops, show and tell, fat quarter draws, lucky door prizes and always food. The challenge was shown on Sunday afternoon. The theme this year being "Women you Admire"

Workshops we chose to do were Mandela Embroidery, Curator's talk at MAMA, Art Gallery and Yindyamerra Sculpture Walk with Auntie Ruth Davys.

Saturday night dinners are always a grand affair with a theme. This year it was Paint the Town Red. All ladies dressed in red and as tradition dictates, we must wear Tiaras. Fascinators have also been known to make an

appearance. In Jean and Barbara's case this year jazzy hats!

After dinner we enjoy a very interesting presentation by Sally Randle, Brisbane School of Needlework Studio. Sally is a long-time SCQuilter who is a qualified Royal School of Needlework Tutor having graduated from the RSN at Hampton Court Palace, England.

Our charity for this year was "Share the Dignity" for local women. And the pile was high! Organisers were very happy with our contribution.

Shop Hop by Bus is always fun. We went to two Patchwork shops, had lunch at Beechworth supplied by the Red Cross and a very informative bus tour around the streets of Beechworth.

Looking forward to next year which will be held on the Gold Coast.



Merchandise available

Guild has several branded items available for members and friends to buy. If you would like to buy one or more of these they will be available to purchase at meetings.



Christmas Challenge

At our November meeting our challenge will be available.

Please grab a little red bag from the entry table.


Inside will be a piece of Christmas fabric and instructions.

If you can't get to the November meeting arrange a friend to grab a bag for you. Or contact me and if possible, I will arrange one to be delivered to you.

Challenges are to be displayed and used at our Christmas meeting in December.



30th anniversary badges
\$5.00



Coasters -hexagon pattern
\$5.00



Calico tote bags
\$5.00

Judy Bubb

Heights Sewing Centre est. 1935

Stockists of

BERNINA
made to create



accuquilt baby lock
better cut, make, better quilt

JANOME

Husqvarna

VIKING



176 Pakington Street West Geelong 3218

Telephone: (03) 5229 3558

**** Machine & overlocker servicing by Industry Qualified technicians**

Service centre: 5 Candover Street Geelong West 3218 Ph: 5229 5587

Things we do for Others



Geelong Mums ask for all donations to be in excellent, clean condition because they hope that anyone who receives a Geelong Mums package feels like they have received a gift that has been prepared with care and thoughtfulness.

Acceptable items include clothing for babies and children, sizes birth 00000 to size 16 teens—no hoods please

Pyjamas and sleepwear

Gro-bags and sleeping bags for babies

Underwear and socks in new or near new condition

Hand knitted or crocheted clothing, beanies, booties and scarves.

Nappies & nappy bags (as new)

Toiletries for babies, children and adults that are new or unopened and within a 3 month expiry date

Maternity pads

Nursing pads

Toiletry bags

Wipes

Drawstring bags in several sizes are also welcome.

Baby/kids toiletry bags 30 x 30cm finished

Craft/toy/book/shoe bags—Small 35x35cm, Medium 40x50cm, Large 50x60cm.

Smaller sized bags that can be used for pens/pencils or small loose toys.

Linen pack bags 60x80cm. Drawstring needs to be long enough to open bag fully.

Donations can be brought to the meetings.

Snippets from the [KOGO News](#) website

Our KOGO volunteers have worked with uKNITy (and some insaKNITy) to provide digKNITy to humaKNITy!

And it is with a great deal of vaKNITy we announce that this year we have defiKNITely distributed in the viciKNITy of 110,000 to people in our CommuKNITy

So after a very rewarding 2023 we will be closing on Tuesday 21st November 2023. Please hold on to your kind donations from the end of November until we open on Tuesday 6th February 2024

If we could be so bold as to ask...KOGO are so grateful for all donations.

For this month...

We need:

Adult blankets Please note:

Adult blankets (approx. 1.6m x 1.2m)

Cot blankets (1m x 1.2m, SIDS guidelines)

To help our process (and protect our volunteers):

Do not wrap items individually

Do not include staples in your packaging

For a list of other items, we would love to receive, refer to our website KOGO

SEXUAL ASSAULT AND FAMILY VIOLENCE REFUGE

I do encourage people to keep making quilts for this refuge. Every quilt goes to a woman or a child who has suffered serious abuse and who will appreciate receiving something made with love and compassion that is theirs alone.

Anne Clutterbuck



Quilts for the Royal Children's Hospital

What size to Make?

Please note the **smallest ones** we are making for the moment are **30" x 30"**

There is wriggle room but these are a guide:

Baby:	30" square	30" x 36"
Toddler:	36" square	36" x 42"
Most popular:	40" square	40" x 48"
Biggest:	50" square	50" x 60"

Information provided by Judy Alcock.

Things we do for Others

AUSSIE HERO QUILTS *Sue Palmer*

Aussie Heroes has been up and running since January 2012. Aussie Hero Quilts (and Laundry Bags) has continued to grow steadily.

These days quilts and laundry bags are mailed mostly in response to requests we receive from serving members or their loved ones.

If Aussie Hero Quilts is something you would like to get involved with speak to Sue Palmer. The Aussie Hero Quilts website is very comprehensive with tutorials available on how to make quilt blocks and also quilt patterns.

St John of God Hospital Oncology Quilts *Sue Palmer*

Quilts which are donated to patients in the Oncology Ward need to be 60 x 60 inches.

The quilts provide comfort the patients while they are receiving their treatment and are given to them to keep.

The most asked for colours are purple, blue and green.

St John of God Hospital Oncology Quilts

Sue Palmer

Four quilts were delivered to SJOG last week.

While there Belinda and I gave a quilt to a man who had just been diagnosed. He didn't want to take the quilt as he said it was for others more deserving, but we talked him into having one. He had Wendy's beautiful flannel quilt and loves it.

The green and orange quilt was from blocks a friend gave to me, the Japanese looking fabric was from a pre cut pack, I made it on retreat at Baradine in NSW, the blue and red was made from blocks I was given and the brown toned quilt was a top I was given to finish off. All Guild donations as far as I can remember.



Green and Orange Quilt



Blue and Red

Japanese Fabric



BOTTLE CAPS & BREAD TAGS Jodie Arklay

A box will be set up at meetings to collect bottle caps and plastic bread tags.

Jodie will deliver them to a collection point each month.



November Library Report

There is a new book for the library, a Quiltmania release.

Feathering the Nest 2 by Brigitte Giblin.



After the international success of her first book, (which we haven't got in the library) Brigitte offers us this second volume in which her quilts inspired by past beauties are revisited with a colour palette that is as fresh

and vibrant as a bouquet of flowers. The book has 12 patterns with detailed instructions.

Christmas is approaching quickly. Have you finished your Christmas quilts, gifts, decorations..... what you haven't started! Check out the Christmas range of books we have in the library to enthuse you and start creating.



Stitched in Time for Christmas by Christine Book.

Collection of embroidery designs for handmade projects that can be used as Christmas presents. Includes instructions for cushions, decorative shelf-edging, classic Christmas stockings and a photo album cover.

Quilted for Christmas Book 111 by That Patchwork Place.

Provides patterns and instructions for making tree skirts, lap quilts and wall hangings.

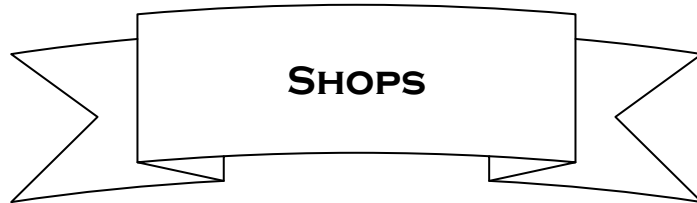
Quilted for Christmas by Christine Barnes. Celebrate the joy of the season with a medley of festive full-size quilts, wall hangings and a tree skirt.

Hooley Dooley Christmas by Grey Christmas

You can always start for Christmas 2024 in mind.

Happy Reading

Judy and Pauline



Present your current Geelong Guild membership card at these shops for your discount. Please mention your membership prior to finalising your purchases.



Heights Sewing Centre (10%)
176 Pakington St West Geelong



Gail's Patchwork Emporium

131 Yarrowee Street, Sebastopol, Ballarat, (over \$20 cash only)

We thank these shops for their continued support.



NEW MEMBERS AFTERNOON TEA

**Saturday 2 December 2023 2-4pm
at Judy Bubb's House**

1-2 Oakwood Ridge,
St Albans Park 3219

RSVP - Judy Bubb if attending

e-mail: wheatsheaf_quilting@hotmail.com

New members and existing members are welcome to attend.

Bring show and tell and some stitching to do on the day.

Calendar of Events

Please Note: While all care is taken to be correct, this list is compiled from various sources. You should verify the details of events.

ESSENDON QUILTERS

Paint Chip challenge display

August 4—20 November
Niddrie Library 483 K eilor Road Niddrie

LINDEN LANCASTER EXHIBITION

1 October—30 November
Kyabram Town Hall, 199-209 Allan St, Kyabram

AQA AUSTRALIAN QUILTS IN PUBLIC PLACES (AQIPP)

Art Quilt Exhibition: 10 Nov to 21 Dec
Box Hill Town Hall, Box Hill

VICTORIAN QUILTERS

Spring Gathering & AGM 25 November
Notting Hill Community Hall Notting Hill

FABRIC FOLIC 2024

12-27 January 2024
Participating Shops:
Cross Stitch and More Fern Tree Gully
Lily Patches—Boronia
Palm Beach Quilting—Carrum Downs
Patchwork Passion—Cranbourne
Textile Off Cuts—Lilydale
The Quilters Patch—Ormond
Yarra Valley Quilt Yarn and Sew—Wandin North

AUSTRALASIAN QUILT CONVENTION 2024

April 11-14 2024
The theme for the 2024 AQC Challenge is 'Oh My Stars!'
For Challenge details visit the website
Classes released in October.

Lions Club of Quilters Victoria stitches the world together

The Lions Club of Quilters Victoria in District V1-4 have undertaken their most ambitious project yet, the International Quilt Challenge.

As part of their principle project, the Australian Quilt & Textile Collection (AQTC), the Club is requesting quilters of all skill levels from across the world to get involved. The 'Our World – Coming Together' International Quilt challenge is a celebration of the global community, with 40cm x 40cm entries to be based on aspects of its creator's home country.

The final product, will be on exhibition at the Lions Clubs International Convention held in Melbourne in 2024.

The quilts will also be exhibited at Pour l'Amour du Fil in Nantes, France, in April 2025.

After exhibition, the quilts will be permanently acquired by the Lions Club of Quilters Victoria's AQTC which aims to preserve the diversity of quilts and their stories.

WYNDHAM PATCHWORKERS INC
BIENNIAL QUILT-IN
SATURDAY 24TH FEBRUARY 2024

Come and join us and share our passion for all things patchwork and quilting.

Guest Speaker:
Andrea Taylor, Bittern by the Bug

When & Where:
10:00am - 3:00pm
Saturday 24th February 2024
St James the Apostle Catholic Church
336 Derrimut Rd
Hoppers Crossing 3029

Event Details:
Entry: \$15, tickets available at www.trybooking.com/

Morning & Afternoon Tea Provided
BYO Mug and Lunch

Contact:
Carol Hill
Ph: 0400 065 060

+TRADERS
+SHOW 'N' TELL
+VIEWERS CHOICE
+MEMBERS CHALLENGE

Lions Club of Quilters Victoria
Yesterday at 11:30 AM

EXTENDED deadline date: 31 Dec 2023 for the International Challenge! You have a little longer and we know that there are many of you out there making your wonderful entries for this amazing collection of "Our World" quilts. Please register on Trybooking even if your quilt is not yet finished. It will help us with our planning for Melbourne 2024 - well underway right now! Thank you



TRYBOOKING.COM
Lions Club of Quilters Vic - International Quilt Challenge
'Our World Coming Together' is an international quilt challenge open to everyone...





President's e-news.

November 2023

Dear Member

I hope you have enjoyed reading our October VicQuilters magazine. If you like it and have ideas as to articles that you would like to see in the magazine or have attended an event that you may be able to write up for the magazine, please contact the Editor. Our Editor, Marie Lee, welcomes ideas and articles.

publications@victorianquilters.org

What's on?

While we may think once we get to November events quieten down as we look forward to Christmas, there are always interesting patchwork/quilting events on.

I really enjoyed viewing the amazing work on display at OzQuilt Network - **Art Quilt Australia 2023** including *Expressions: The Wool Quilt Prize*. This Exhibition is on at the **National Wool Museum**, Geelong, Victoria, from 12 August until 12 November. Opening hours 10am-5pm daily.

There is still time to check out 2022 The Paint Chip Challenge quilts, on display until Nov 20.

The quilts by Essendon Quilters and Kilmore Quilters are displayed, under the auspices of the Moonee Valley Incinerator Gallery, at the Niddrie Branch of the Moonee Valley Libraries. Check the library website for hours of opening.

And if you fancy a road trip, Linden Lancaster is exhibiting at the Kyabram Town Hall until Nov 30. Kyabram Town Hall is a great venue, and there is often textile exhibitions to visit.

What am I reading?

You may have gathered I love books and I love books about patchwork and quilting. My latest I am reading is *'Resilient stitch. Wellbeing and connection in textile art'*, by Claire Wellesley-Smith. Another excellent Batsford publication. Claire explores mindfulness, reusing and reshaping textiles. Fascinating.

What am I looking forward to?

Unveiling a collection of members postcards at our November Gathering.

I hope you are one of the contributors who are looking forward to receiving a postcard swap.

VicQuilters Spring Gathering and AGM, 25th November.
Notting Hill Community Hall.

All members past and present, and all past committee members are invited to celebrate VicQuilters 30th Anniversary, there will be cake!

Victorian Quilters Inc. Annual General Meeting, 25th November.

Yes, it is that time of year, when we ask you and all members to think about how you can help VicQuilters. Can you assist with any of the many tasks necessary to keep VicQuilters flourishing. For example, if you have enjoyed visiting Showcase in the past, then please be aware that without the volunteers who make Showcase happen there will be no Showcase. You and all members of any age have something to offer. The more on the team the easier the load. I have included a list of the roles necessary to run VicQuilters below. Also found on our website. We have a lot of sub-committee roles that do not require attending meetings.

So much of the administrative and preparation work of VicQuilters is done remotely now, that the thought that you are too far away is irrelevant – you can participate and contribute via email, zoom, telephone. If you are not techsavvy don't worry, we can support you getting started. There is always free Wi-Fi at the local public library! So anything is possible.


I am asking our member groups to distribute this email to all their members. If you are a member of a member group you may be interested in widening your horizons by becoming involved at state level. Please feel able to join VicQuilters as an individual at any time and consider joining our committee or sub-committees teams. All of the VicQuilters committee are members of their own local quilting group, so you will be in good company.

I plan to renominate as President, but I am keen to find someone who would like to come on board as Vice President, as apprentice for one or two years, learning the ropes before stepping up. Yes, there are duties to perform, but they are not impossible, a good team supplies good support and there is a lot of pleasure to be had in visiting around the State – I am finding a warm welcome wherever I go. Please introduce yourself to me and chat about possibilities.

Wishing you good health and happy sewing.

Judith Oke

President
Victorian Quilters Inc.



Workshop News

Gloria Loughman workshop is FULL

Anne will send out requirements list to all participants.

Balance of the workshop cost will be due no later than February Guild meeting - as all have paid \$50 deposits, the balance for members will be \$130 and for non-members \$150.

If you are unable to take your place in this workshop, but you can find another person to fill your spot and pay in full, you will receive a refund on your deposit.

Fiona Jellie workshop - 1 Day workshop making an Embellished Journal (book) will be held on Saturday 24 February 2024 at Newcomb Hall. This is already guaranteed to run with the numbers we have so far, but we can take a few more participants. The Cost of this workshop is \$85 per Guild Member, \$95 for non-members.

Anne will forward a list of requirements as provided by Fiona in the near future.

The full cost of the workshop is due no later than December Christmas meeting (as there is no official meeting in January). Again, if you are unable to participate on the day, but you can find a replacement who pays in full, you will receive a refund of your fee.

You can always do direct transfers of funds (just ask for the bank details if you don't have them) or pay using your credit card at meetings, where we will have the 'machine'...

If you have any questions about the workshops, please contact Anne on 0418418190 or email:

<p>Bellarine Quilters Contact: Christine Fox Mobile: 0481060909 Email: cmfox@aapt.net.au Meets: Mondays 10.00 am-3.00pm. Venue: Drysdale Community Hub 25 Eversley Street, Drysdale Everyone welcome</p>	<p>Wyndham Patchwork Contact: Donna Morris (President) or Tania Bodger (Vice President) Meets: 2nd Sat (Mtg); 4th Sat (Sit & sew) Venue: Community Centre & Library, Manor Lakes Community Learning Centre 86 Manor Lakes Bvd Wyndham Vale Email: wyndhampatchworkersinc@hotmail.com</p>
<p>Seachange Quilters Contact: Helen Carruthers 0434 070 211 Meets: Every Tuesday & Wednesday and some Saturdays Venue: Senior Citizens 5A Clifford Parade, Barwon Heads.</p>	<p>Regent Street Stitchers Contact: Judy Bubb 0425 810 203 Or Dallas Windmill 0409 430 678 Meets: 2nd Saturday 10-2pm, \$ 4.00 Venue: South Barwon Community Centre, 33 Mount Pleasant Road, Belmont. All welcome.</p>
<p>Stitchers at Sea Contact: Glenys Russell Ph: 5255 2991 Meets: 1st Wednesday Venue: Rotating home system</p>	<p>Purple Pixies Contact: : Leslie Clarke 5281 3254 Meets: 2nd Monday Time: 10am-3:30pm Venue: Geelong West Oval</p>

The Applique Guild of Australia Inc Geelong Chapter

Members of The Applique Guild of Australia, Geelong Chapter have been meeting now for 6 months. Although the group has remained small, members encourage, motivate and inspire others through conversations and sharing in "the art of applique".

Recently the group was offered a regular sit and sew venue opportunity from Bellarine Sewing Centre, which we will proceed with in 2024. There will be NO meeting in December or January resuming again starting in February. Details of meeting dates will be advertised early next year. New members welcome.

Contact Dawn Holroyd 0419324745

MACHINE QUILTER

Wheatsheaf Quilting

(also quilt sales)

1-2 Oakwood Ridge

St Albans Park 3219.

Ph: 5248 4057 Mob: 0425 810 203

MYSTERY QUILT: ANNE CLUTTERBUCK

At the October meeting I asked if members would be keen to do a mystery quilt and received a positive response. So I have settled on a pattern and will be publishing the details over a few months in instalments. I will be keeping it a mystery for at least 3 instalments.

I have chosen a design that is classified as 'EASY' so that even the most inexperienced quilter in our group should feel confident about tackling this project. And yet, I think the end result is a visually attractive, pleasing quilt that most people will enjoy putting together. It is extremely suitable for those with 'healthy' stashes as it uses lots of scraps. If you don't have a wide collection of scraps perhaps you can do some swapping with others to increase your supply.

To get started:

Materials needed: These will make a quilt of approx.. 60" x 60"

Approx 1.7 m of mixed dark and medium dark scraps – can be of mixed colours – blues, greens, browns, grays, deep reds etc. They need to be of similar value.

Approx 1.7 m of mixed light scraps – preferably creams and beiges... but MUST offer a strong contrast to the darks. It's the contrast between lights and darks in this design that makes it really 'sing'. You can choose to use pastels for lights if you want.

½ m of a dark fabric for the inner border.

1 ½ m of a contrasting dark/medium dark fabric for the outer border and binding.

Part 1

Cut 128 - 3 and 7/8ths squares of your dark scraps

Cut 128 - 3 and 7/8ths squares of your light scraps

Cut all squares diagonally to create 2 right angled triangles. You should have 256 dark right angled triangles and 256 light right angled triangles.

Sew 128 of your dark triangles together to create squares ...mix up your fabrics when sewing these pairs together...

Sew 128 of your light triangles together to create squares – again mixing up your light fabrics to sew the pairs together.


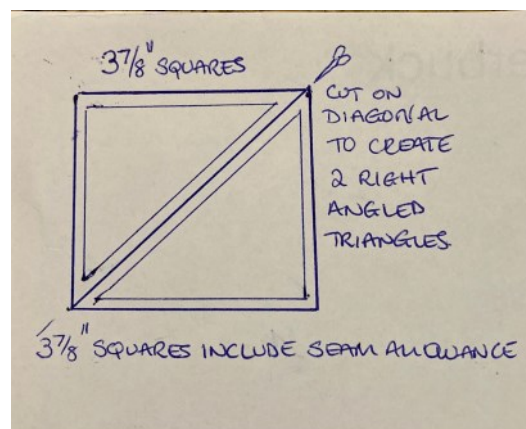
You should end up with 64 dark squares and 64 light squares - each square made up of 2 different fabrics.

It is important to be careful sewing the two triangles

together as you will not be sewing on the straight of grain, and therefore it is too easy to stretch those seams.

That's enough for Part 1.

If you have any questions or I haven't explained things well enough, please get in touch with me.
pres@geelongpatch.org.



DEADLINE & ADVERTISING RATES

Material for inclusion in the next edition of Common Thread must reach the editor no later than: **Monday 27 November 2023**

Please send all articles to The Editor by email: news@geelongpatch.org.au

The newsletter is printed 11 months of the year from February to December.

Advertising rates are:

\$10.00 per 1/8 page	\$15.00 per 1/4 page
\$20.00 per 1/3 page	\$30.00 per 1/2 page
\$60.00 per full page	

Machine quilters listing \$5.00 per month.

Members buy, swap or sell advertisement:

\$5.00 without photo
 \$8.00 with photo (attached to email)

Advertisements must be print-ready and emailed preferably as word doc, publisher (pub) file or pdf. Photos to be attached NOT embedded in an email.

Payment to be made to the Treasurer in advance.

Social Media

The Guild has two Facebook pages:

Both these pages are a great way to stay in touch with each other between meetings.

Geelong Patchwork and Quilters Guild Inc. for public viewing

Geelong Patchwork and Quilters Guild Forum: for members only

Instagram Page

Next Issue :

Have you got something you would like to submit to Common Thread? Feel free to email news@geelongpatch.org.au by **Monday 27 November 2023**.

All articles will be considered for submission but are published at the discretion of either the Editor and/or President.

Material submitted for publication in Common Thread should not infringe copyright of any kind. If you are not the original author or artist, please include source information for written material or pictures so that every attempt can be made to seek permission for its legal use.

Committee Correspondence :
 Please direct all correspondence regarding your Guild for the Committee's attention to:

PO Box 753, Geelong 3220

email: info@geelongpatch.org.au
 or alternatively hand the letter to Secretary at Guild meetings

QUILTS AT THE ROUND TABLE

AUSTRALIAN QUILT & TEXTILE COLLECTION

Invitation to join us for a series of special 2023-24 sessions offering a close up experience of a selection of quilts from the **Australian Quilt & Textile Collection**, including a surprise guest at each session.

Bookings are essential as each session is designed to create an intimate context for a maximum of 12 participants. Special session **group bookings** can be arranged by negotiation.

Dates:	Session Times:
Thursday 24 August 2023	10:30am - 12:30pm OR
Friday 13 October 2023	1:00 - 3:00pm (please choose one)
Thursday 21 March 2024	
Friday 24 May 2024.	Please arrive 15 minutes prior to the start time.

Cost: \$20.00 per person (100% to Collection Acquisition)

Location: The Pyramid, Millrose Quilting & Gallery, 92 Inglis Street, Ballan.

Lunch available at Millrose at extra cost, please indicate when booking.

To book contact: Ruth 0439 395 300




QUILT BY LCOV MEMBERS
WWW.LCOV.COM.AU

Are you looking for a longarm quilting machine?

Ask us about the following:-



BERNINA Q16 with foldable table

RRP \$11599

Special price 1 only open box stock:

\$9395 *

*Plus set up and delivery - 1 only available



HANDI QUILTER MOXIE (15" arm)+ 10ft frame

RRP :- \$10990

Open box stock/floor model

Special price:- \$9250 *

*Plus set up and delivery if required

1 only available



HANDI QUILTER CAPRI (18" arm)

plus height adjustable insight table
with built in stitch regulation.

RRP:- \$14490

Floor stock price \$8450*

*Plus set up and delivery if required

1 only available



JANOME MC6650

10" workspace, flatbed RRP \$2699

Sale price \$1999 *

*Ask us about our special add on packs

Limited stock available.

Heights Sewing Centre

176 Pakington Street, Geelong West 3218 Phone: 5229 3558

SEE YOU AT THE QUILT EXHIBITION IN SEPTEMBER !!

Christmas Lunch

At the December meeting we will be offering individual boxed lunches from Steampacket Foods.

If you wish to do this, you will need to book and pay \$20 by the November meeting. Order Forms will be available at the November meeting.

Your name.....

Extra-dietary choices. Tick one:

vegetarian

Vegan

gluten free

The picnic box will include -

- Finger sandwiches
- 3 savoury finger foods
- a fruit skewer
- 3 small sweets items

Tea and coffee will be provided or else BYO non-alcoholic drink.

Payment:

By cash: \$20 to be paid in an envelope with this note at the November meeting

Or.....

Pay the \$20 by Direct Debit (Sign with your first initial, surname and Xmas), and return the filled in order form at the November meeting.

Direct Debit Bank information:

BSB: 633 000

Account number : 161085014

This is all optional. BYO lunch if you don't want a picnic lunch.

If undelivered, please return to:
PO Box 753,
Geelong Victoria 3220