



Geelong Patchwork & Quilters'  
Guild Inc.  
No.A6698



# Common Thread

July 2025 Newsletter



## Notice of The Annual General Meeting of the Geelong Patchwork & Quilters Guild

to be held on Saturday 16<sup>th</sup> August 2025.

The purpose of the AGM is twofold. First is a review of the year past, with the President delivering her report on the year's activities and the direction for the group, and the Treasurer presenting the Annual financial report. Second purpose is to elect a committee to steer the Guild for the coming twelve months.

We are seeking nominations from members to serve on the committee for the period August 2025 to July 2026. This is not an onerous job and provides members with an opportunity to participate in the running and direction of the Guild, and to get to know more of the members. The Committee generally meets at the close of our regular Guild days, and by and large there is not a lot of business involved. Our major events most years are our Quilt In, the Biggest Morning Tea, and a bi-ennial Exhibition.

Under our Constitution all Committee positions are declared vacant and we are therefore seeking nominations for the following positions:

President

Vice President

Secretary

Treasurer

and up to 5 'ordinary' committee persons.

On the current Committee one of the 5 ordinary committee persons has taken the role of web management, another the role of Newsletter Editor, and a third, Membership Secretary. The final two committee members have been assuming the roles of Assistant Secretary and Assistant Treasurer.

*Non-committee positions resolved at the AGM include: (Nominations forms are NOT necessary for these positions).*

*Assistant Newsletter Editor & Proofreader/ Photographer*

*Assistant Web master*

*Newsletter Distributor*

*Librarian Library Assistant/s*

*Charity Quilt Programme co-ordinators*

*Refreshments Co-ordinator\**

*Special Occasions Correspondent*

*Archivist/Historian*

We thank those serving in positions this past year. Our Guild cannot survive without the willingness of members to contribute towards its running. Please consider how you could contribute by taking on one of the positions. If you have any queries about what is involved in a role, please feel free to ask a committee member about how much time and effort is required.

Nomination Forms are included in the July Newsletter and are also available on the front desk and on the website.

Proxy Voting forms are available to access on the website or at Newcomb Hall at the July Meeting.

Cheryl Gilbert  
Secretary

Geelong Patchwork & Quilters Guild Inc was established in 1985 after a group of 63 women attended a meeting to consider the establishment of a patchwork and quilters guild and was incorporated the same year.

The objectives of our group are to:

Promote the art and craft of patchwork and quilting

Bring together and encourage the establishment of quilt groups

Encourage and maintain high standards of work and design in both contemporary and traditional areas.

## Contents

Committee	2
Monthly Meetings	3
New Members Afternoon Tea	3
President's report	4
Vale Margaret Drayton	5
June New Members' Afternoon Tea	5
Colac Quilters' Quilt In	6
Exhibition News	7
40 Years	9
Skill Building Demonstrations	10
Library Report	11
Show and Tell	12
Very Snuggly Quilts	13
Busy Month In June	13
Things We Do For Others	15
Calendar of Events	16
Friendship Groups	17
Guild Media	18
40th Birthday Leaf	19
Nomination Form 2025 -2026	20

## 2024-25 Committee

<b>President:</b>	Anne Clutterbuck pres@geelongpatch.org.au
<b>Vice President:</b>	Sue Palmer
<b>Secretary:</b>	Cheryl Gilbert info@geelongpatch.org.au
<b>Treasurer:</b>	Debra Read treasurer@geelongpatch.org.au
<b>Assistant Treasurer:</b>	Anne Thompson
<b>Membership Secretary:</b>	Judy Bubb wheatsheaf_quilting@hotmail.com
<b>Librarians:</b>	Judy Bubb, Pauline Lorenz
<b>Website Manager:</b>	Jodie Arklay webman@geelongpatch.org.au
<b>Newsletter Editor:</b>	Bronwyn Drehlich news@geelongpatch.org.au
<b>Photographer:</b>	Pam Planner
<b>Proof Reading:</b>	Jodie Arklay, Lesley Whitlock
<b>Workshops Coordinator:</b>	Anne Clutterbuck
<b>Committee Member:</b>	Pam Billing
<b>Newsletter Distributor:</b>	Janine Parry
<b>Blankets of Love: Contact:</b>	Adrienne Hare
<b>Very Snuggly Quilts/ QFO/KOGO</b>	Judy Alcock
<b>Sexual Assault &amp; Family Violence Refuge:</b>	Anne Clutterbuck
<b>Geelong Mums:</b>	Wendy Evans
<b>Refreshments:</b>	Bellarine Quilters
<b>Special Occasions Co-ordinator:</b>	Annette Packett
<b>Archivist:</b>	Margaret Tembo



## MONTHLY MEETINGS

Monthly meetings are held on the THIRD Saturday of each month at the Newcomb Hall, 82-84 Wilsons Road, Newcomb.

Doors open from 10 .30am to 3.30pm.  
Library is open from 11:00am.to 12 midday.  
Official Meeting starts at 12:45pm.

Entry is \$6.00. Please bring your lunch and mug.  
Refreshments for morning tea are available from 10.45am. The current COVID expectations are outlined on the biscuit bench, please follow these as best you can.

For insurance purposes all members and guests are required to sign in on the Guild attendance sheet.

EFTPOS is now available.

## FORTHCOMING MEETING DATES

July 19 Biggest Morning Tea

August 16 Andrea Taylor

September 20 Debra McHugh

October 18 Jo Grant

November 15 Denise Barker



### The Biggest Morning Tea

**Don't forget this month is our Biggest Morning Tea!**

Get together with your group to organise a box for the **Silent Auction**.

There will be prizes for:

**Best decorated bra competition.**

Theme: Cancer Council Logo or the Pink Lady Logo

To be modelled (over clothing)

**Best dressed table**

**Quizes and trivia questions**

**Raffle**

We are looking forward to being able to raise a large donation to go towards fighting Cancer.



## NEW MEMBERS AFTERNOON TEA

**Saturday 3rd December, 2025 2-4pm**

**at Judy Bubb's House**

1-2 Oakwood Ridge,

St Albans Park 3219

**RSVP** - Judy Bubb if attending

e-mail: [wheatsheaf\\_quilting@hotmail.com](mailto:wheatsheaf_quilting@hotmail.com)

New members and existing members are welcome to attend.

Bring show and tell and some stitching to do on the day.

### TREASURER'S NOTICE

Each month the Treasurer's Report is available to view at the Guild Meeting.

It includes the current bank balance and income and expenditure for the previous month.

Please let me know if you have any queries

Debra Read Treasurer

## PRESIDENTS REPORT



Hi Ladies,

Well, we're more than halfway through the year already, and the sun is slowly moving back down our way now that we're past the Winter Solstice. I look forward to the sun rising a minute or two earlier these wintry days. It's been a more typical winter, with a lot of very cold nights and some decent rain the past few weeks. Good time to be inside stitching or knitting – preferably by a nice fire!

A number of Guild members including myself travelled to Colac on 7<sup>th</sup> June to the Colac Quilters 2<sup>nd</sup> Quilt In. I will write a separate little report on that further into the newsletter. It was good to see so many of our members there, including a large contingent of Bellarine Quilters, who are also with our Guild.

I hope that by the time this newsletter reaches you, that those of you who have made an entry for the Victorian Showcase have them ready or very nearly ready to be submitted – the closing date is 30 July, so not much time left. And if you are putting in an entry to Showcase, that you have now got time enough to tackle the Exhibition Challenge, along with the 40<sup>th</sup> Birthday 'leaf'! The pattern for the leaf is in this newsletter – it can be made in any gorgeous colour or fabric that you choose and can be decorated with collage, or embroidery or made of patchwork - in other words, it's totally your choice as to how you want to make your leaf something special. Don't forget to attach a loop to the 'stem' so it can be hung along with all the others as bunting at our exhibition – another little 'exhibit' that will enhance the display.

As for the Challenge – the theme of Ruby combined with 40 or the words celebration /birthday should give rise to some interesting interpretations. Can't wait to see what you all come up with. The challenge items will need to be at our October meeting to be displayed for members to vote on Members' Choice – the winner of which will be announced at the opening of the Exhibition on Saturday 25<sup>th</sup>. Don't forget there will be four prizes – 3 winners chosen by 3 Life members, and the 4<sup>th</sup> being the Members' Choice.

I must raise the subject of the AGM and the search for nominations for office bearers or committee members for the year August '25 to July '26. Of greatest importance at the moment is to find a treasurer...while this is a very important role, the new treasurer will have the use of the new lap top computer and latest software to do the work on, and will have Deb Read, our current treasurer, to help in any way she can. Please also note, that all positions are declared vacant and are open for nomination for the election process. I implore you all to give serious thought to how you can help with the operation of this Guild.

This coming meeting - our 'Biggest Morning Tea' meeting – should be another fun day for all and I have great hopes that we can raise another significant sum to donate to the Cancer Council. We have all been touched by cancer either directly or through our relationships with family or friends, so we know how important it is that the quest to find cures is supported by fund raising. In the 1980's the survival rate of cancer victims was 49% - now it is 69% - that's largely due to the enormous efforts made by so many to raise funds for essential research into the manifestations of the disease and the constant improvement in treatment protocols. Lets make this year's donation to this cause our biggest of recent years. Don't forget, I want to see those outlandish decorated bra's being worn proudly by their creators for a prize. If you have a quilt that you feel relates to cancer – either made for a sufferer, or made in pink or yellow colours – let's see it in Show & Tell. Bring along your best pink and yellow decorations for your tables, wear something pink or yellow, make something special to enjoy with your friends at your table, and don't forget your items for the silent auction – you could make the item a mystery box or describe or display your item/s openly. I will be testing your collective intelligence with a dastardly trivia quiz and it may not all be about quilting this year!! Of course, there will be prizes for the best dressed table, and winners of competitions. The raffle will be higher in value than usual, so well worth winning. Altogether we are hoping you will bring along as much money as you can afford; that you will enter into the spirit of this fundraising day with your beautiful bra, by giving an auction item or buying one, by joining in with the fun activities and making this a most successful day.

I encourage you all to spend some time on the Cancer Council website to read about all the amazing work being done to make further inroads into finding solutions to defeating this insidious disease.



[www.cancervic.org.au](http://www.cancervic.org.au)

I look forward to seeing you all at our Biggest Morning Tea, until then, keep warm and keep stitching.

*Anne Clutterbuck*

## Vale Margaret Drayton

90 years (29-04-35 – 29-06-25)

Margaret's early life was in Gilford England, growing up as a young girl during the time of the blitz, moving to Australia with her family in the 1950's and settling in Newtown where she completed her schooling.

Margaret then studied general nursing, before moving into midwifery and gynaecology. She was also very involved in setting up extensive health care programs in the mental health sector. She lived and worked in both Geelong and Anglesea, married and had 2 children, Alistair and Molly.

Her Civic Duty as the 1<sup>st</sup> female Shire President and then Mayor of the shire of Barwon was another string to her bow as were many more areas of interest including the CFA.

Margaret's life long interest in all forms of stitching, embroidery and crafts led her into a passion of Patchwork & Quilting, joining the Geelong Patchwork and Quilters' Guild, forming new friendships and teaching. Margaret contributed to the 2015 Johnston Collection with her Mariners Compass Quilt and was 'very' prolific in making 'many' quilts & donating to charity. She was also very humble in winning Awards with her beautiful variations of large quilts through Victorian Quilters.

Her friendships were very extensive, always an entertaining personality and as Molly her daughter said: An Elegant Dame....who has left a lasting legacy.

By Jan Preston



## June New Members' Afternoon Tea

Full studio at our new members' afternoon tea. We had 2 new members, well not real new as Pam Billing has been a member for a while (and on the committee) and Jenny Harris rejoined the Guild after a break. Also, Robyn Jost attended to check us out. Robyn has been to Regent St Stitchers, our Quilt In and joined the Guild at our June meeting.

The usual Guild members who always attend were there as well as Committee members Bronwyn and Deb. Deb brought along a delicious sponge. We missed Catherine as she is one of the regulars but was unable to attend this time. We chatted, sewed and had show and tell. And what a wonderful show and tell it was. Both Robyn and Jenny impressed us with their wonderful pieces.

So, if you didn't join us, you missed out on a great afternoon. Perhaps next time. December New Members' Afternoon Tea is on Saturday 6<sup>th</sup> December 2-4pm (but who leaves at 4.00!)

Judy Bubb

Membership Secretary



## Colac Quilters Quilt In

On Saturday June 7<sup>th</sup>, I attended the 2<sup>nd</sup> Colac Quilters Quilt In – held at the Lake Colac Bowls Club. I was pleased to see so many of our Guild members (many also Bellarine Quilters) made the trek up the highway to Colac, on what began as a cold and wet morning. I'm not sure how many ladies were there but it would have been in the vicinity of 140 -150. I know there was a waiting list for the event,



which booked out quite quickly. Four traders were in the 'house' so plenty to tempt us to open our purses. I was quick to pounce on a piece of white felt I needed for a current project, amongst other small purchases. For once I was relatively restrained, despite temptation. The Colac Quilters organising committee had set up a long table of raffle prizes - all carefully wrapped as mystery items, so the lucky ladies didn't know what treasures they had won, which was fun. Sadly I was not one of them....

We had a speech from a representative from the local branch of the Salvation Army, (the chosen charity for the day) in which he described the work they did with the many unfortunate people in the region who were struggling not only with financial constraints, often leading to coming in for a decent meal, but also with severe lack of water in their tanks, needing to bring in loads of washing they couldn't do in their farmhouses, or to have a much needed shower. The drought is affecting the farming community in our western district so badly, crops are failing, dairy herds are having to be sold off because there is no feed for them – they are doing it very tough. It brought home to me how bad things are so close to home.

Later there were 2 speakers – the first being Emma Jean Jansen who talked about her quilting journey and showed many of her quilts for which she has patterns that she sells online. The 2<sup>nd</sup> being Jodie Carleton of [www.jodiericrac.com](http://www.jodiericrac.com). Jodie was very amusing (with some fruity language for which she was most unapologetic!!) in discussing her toy making business and how it came about, sending many of her most popular toys around the room for us to admire. Patterns for her toys can be bought on that website.



It was a lovely day, which I was happy to spend with my cousin (a Colac Quilter) and seeing how another group conducts their Quilt In. I will certainly go again.

*Anne Clutterbuck*

**Great gift ideas from your photo, logo or drawing**

**Stubby Holders**

**Mousepads**

**Keyrings**

**BYO T-Shirt Print**


- COPYING / PRINTING
- LAMINATING TO 900MM W
- POSTERS / ENLARGEMENTS
- SCANNING TO 900MM W
- PHOTOCOPYING
- BUSINESS CARDS / FLYERS
- WIDE FORMAT PRINTING
- INVITATIONS / CARDS
- BINDING A4 / A3 / A2
- CANVAS PRINTS
- VHS TO DVD TRANSFER
- PHOTOSHOPPING

**geelong**  
**reprographics.**

**p 03 5222 4577**  
**w geelongreprographics.com.au**



# Ruby Celebration Exhibition News



## RUBY CELEBRATIONS

Geelong Patchwork & Quilters Guild Inc

<http://www.geelongpatch.org.au>

**MEMBERS' EXHIBITION 2025**

**10 am to 4pm—Saturday 25th & Sunday 26th October 2025**

**Geelong West Town Hall**

153 Pakington Street, Geelong West

Entry: \$10—pay at the door.

Opening Event: Saturday 10:30am

Join us to celebrate the opening of our exhibition, by renowned quilt artist, **Linda Steele**, President of Ozquilt Network. Refreshments included.

This exhibition celebrates the Geelong Patchwork & Quilters Guild's 40th year - our Ruby anniversary.

Major Sponsors: supporting the Guild with raffle prizes: **Heights Sewing Centre & Janome**

Raffle: \$2 per ticket

1st Prize: Janome Sewing Machine Model DC2030

2nd Prize: Beautiful Sewing chair

3rd Prize: Sewing accessories including felt ironing mat, assorted threads and a mini iron.

Traders' Market Place: Please support our traders

Heights Sewing Centre (will be found near the Snuggly Quilt making activity)

Can Do Books

Good to Sew

Quilting Fabrications

The Pickled Pig Patchwork & Quilting



Ruby Quilt made by Heather Grant

**Amitie Textiles**

are sponsoring a special prize for the quilt adjudged Best Art Quilt for 2025.

Snuggly Quilts: Supporting the Victorian Quilters Snuggly Quilt Program. Quilts are donated to patients at the Royal Children's Hospital, Melbourne. These are for the children to keep. Come and see quilts being made at the exhibition by our members for this worthy cause.

HEIGHTS SEWING CENTRE is providing the machines at the exhibition for these demonstrations.

Hello everyone,

All of you who were at our June Guild Meeting will know that I am the convenor for our members' Exhibition on the 25th and 26th October, 2025. For those of you who were absent, we have seven Guild members who have volunteered their time to organise this event and have been meeting every 6 weeks from the beginning of this year to organise it.

Many of you attended our 'Quilt In' in May and may have picked up our flyer. Jodie Arklay will also be sending flyers by email or you can pick them up from Guild meetings each month until the event. We have some wonderful traders for the duration of the exhibition who trade online only; there will be a variety of merchandise to please us all.

We are looking forward to seeing a wide range of styles of quilts that you have made over the past two years and especially the quilts which were made following various workshops the Guild organised over this period of time. There will be prizes in many different categories. I am currently making time to complete a couple of quilts for this exhibition and hope you are too.

Please let your friends know about this upcoming event, word of mouth is apparently the best form of advertising! It will be wonderful for us all to meet and greet your family and friends at this exhibition and extend the love we have for our craft.

Enjoy keeping on stitching

Nicola Picken

## Quilt Entries

Quilt entries are due by Saturday 20th September. Entry forms will be available at Guild meetings.

Please make sure all of your quilts have a 10cm hanging sleeve attached.

## Members' Stall at the Geelong Patchwork & Quilters Guild Exhibition

**Saturday 25 and Sunday 26 October, 2025**

The Exhibition Committee invites members to make and sell items at the Exhibition. The items will need to be priced beforehand by the creator and the appropriate form to be filled in. The items need to be patchwork/craft related. Members who wish to sell items will be required to help on the stall during the Exhibition. The Guild will retain 20% of the sale price of the items sold. Same applies if you wish to place a "for Sale" sign on a quilt on display at the Exhibition.

Items to be dropped off the same time as quilts are delivered to the venue on Friday 24<sup>th</sup> October.

If interested please let me know.

Judy Bubb

Members' Stall Convenor.



# Ruby Celebration Exhibition News

## Exhibition Challenge

Now with the Quilt In over it's time to focus on the next part of celebrating our Guild's 40 year anniversary with our Biennial Quilt Exhibition in October.

So ladies our Committee would love you to create a quilted piece with your interpretation of our theme RUBY!  
Yes! 40years = Ruby anniversary !  
It's up to you how you use the theme of Ruby. We have very creative members so I look forward to seeing your completed pieces.

**So here's what you need to know:**


Finished size 40 x 40 **centimetres**.

3 layers quilted together.

Edges can be bound, raw or faced.

10cm hanging sleeve on the back.

Name and title of your piece on the back.



Bring them to our October meeting on Saturday October 18<sup>th</sup> in a **quilt bag**. Following this meeting the Challenges will be collected and kept for display at our Exhibition the following week. So start planning- remember there will be prizes!!!

Please feel free to approach me if you have any other questions.

Pam Planner  
2025 Guild Exhibition Committee.

### Royal Geelong Show 2025

Once again, Margaret Tembo is challenging you to enter a cushion In The Royal Geelong Show.

Please Fill in an entry form at the August meeting and give to Margaret along with the entry fee of \$2.50. She will collect your cushion at the September meeting.

Thank you  
Margaret Tembo

June Birthdays



To all of you celebrating a birthday in July:

Carole Bosna, Heather Brown, Pia Hyland, Pat Leviston, Catherine Naughton, Bernice Rose, Glenys Russell and Patricia Worsley. Your Birthstone is Ruby



and your birth flower is Larkspur



To our new members

Heather Anderson and Robyn Jost



# 40 YEARS



I first heard about patchwork and quilting when I attended Anakie Community House for a class to make a small table runner. A friend and I then started working on projects once a fortnight at each other's place while the kids were in primary school.

I found out about the Guild through Chris Freer, a friend that I bowl with. She invited me along when we were both going to Regent Street.

I have enjoyed monthly meetings and love catching up with people. I have been helping with the library with Judy Bubb for a while now and enjoy it, meeting lots of people, although I am terrible remembering names. I have been heavily into hexagons for a while and have another project I would like to start sometime.

I also admire the number of things the Guild are involved in to help people in need, I do as much as I can to help with the project Judy Alcock is involved with and look forward to seeing what the Guest speakers have to offer. A shame Covid had to come along, where we had so many members before that reared its ugly head. Looking forward to many more years of Guild.

Pauline Lorenz.



## **My Quilting Journey with the Guild**

My journey with the Guild began in the late 1980s after I visited a quilting shop located in the Wintergardens and what a wonderful journey it has been. I attended some classes at the shop and found out about the Guild.

I don't recall exactly when I joined but remember attending some meetings at a building in Pakington Street.

Forever wanting to gain knowledge, I attended as many workshops as I could which included making a little teddy bear which still sits in a cabinet with my porcelain dolls, another where we made a hexagon sewing box and a workshop with Sue Longmore. So began my love of patchwork and quilting.

Due to a little life hiccup I moved home to Tasmania for a few years and let my Guild membership lapse. During this time I didn't lose my love of quilting and continued to be as creative as I could be.

In 2001 the time was right to re-join the Guild when the meetings were being held at the Masonic Hall in Regent St, so began the second part of my Guild journey. I guess even then I had a burning desire to be a part of the organising of the Guild, putting my hand up to be Assistant Secretary.

In 2005 my husband was offered a position in Queensland where we lived for ten years. But was I prepared to give up being part of the Guild – No. During that time I retained my membership, flying back to attend the great retreats which were held and took the opportunity to attend meetings and Quilt-Ins whenever we were in Victoria. I still continued to enjoy my quilting and joined a sewing group which met weekly at one of the shops in Brisbane. Each month I eagerly awaited the arrival of the Guild newsletter in the mail so that I could catch up on what had happened and what was planned to happen.

2015 saw us move back to Victoria, we built our home and I was able to come to Guild meetings again. I decided that I not only wanted to be a member but wanted to be on the Committee, to be involved with the organising of meetings and events to enhance members experiences with the Guild.

In 2018 with the support of the Committee and members I was able to organise Ricky Timms to visit Geelong and give one of his informative talks. I feel so very proud that with the backing I received from the members that I was able to achieve such an ambitious plan. Spending time with this inspirational man is something I will not forget.

Over the years with the Guild I have gained so much knowledge and friendship for which I am so thankful.

Cheryl Gilbert

## SKILL SHARING DEMONSTRATIONS

I was asked to be the roving reporter for the Skill Building Demonstrations at the June meeting, so armed with my trusty pen and paper I spent time at each of the demonstration centres. There were five tables set up where members demonstrated various skills including preparing a quilt using pool noodles, making a flanged binding, hand applique, drafting a block and machine applique.



Christine Fox and Margaret Page demonstrated preparing a quilt using pool noodles. This entails pinning the top, backing and batting on separate noodles using flat pins. Each layer was pinned to the noodle, smoothing the fabric along the noodle as you roll. It is essential to establish a smooth working surface.



Nicola Picken and Anna Schroeter were at the flange binding station. Nicola had her sewing machine set up to show how to attach the binding to the quilt. She had a handout which gave typed instructions with a small example so that members could create their own binding. Such a pretty way to finish the binding on a quilt.



Sue May was demonstrating hand applique techniques at her station. She showed how to create templates using vellum, marking the designs on fabric using a chalk pen, turning a corner, her stitching technique and using a design board.



Anne Clutterback, at her station, demonstrated drafting block patterns on  $\frac{1}{4}$  inch marked graph paper using a ruler, compass and set squares. She showed how she creates her own blocks on the paper. Then when she has finished she creates the quilt layout by colouring the blocks using pencils.



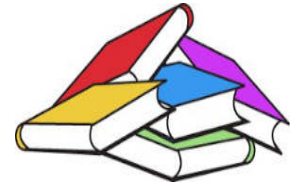
Carole Bosna demonstrated her way of machine applique. She spoke about the different methods she uses including creating stitches by weaving threads around the sewing machine needle whilst sewing and the different threads which are available to create different textures. She also spoke about how she does free motion threading painting with a loose bobbin thread.



Each of the stations had several members gathered around during the demonstrations, lots of questions were being asked and as such I am sure that other members would have not only have gleaned some useful information but enjoyed the afternoon as much as I did.


Thank you to all the ladies who willingly shared their knowledge and skills.

Cheryl



## July Library Report

2 new books have arrived. Anna Schroeter requested Vintage Vibe, Quilts & Projects by Louise Papas. We thought it would make a wonderful addition to the library. The book contains an introduction to the Vintage Vibe design aesthetic. Learn to make vintage inspired quilts and other items with a touch of modern flair. And why buy 1 book when you can buy another (and one for me) if postage is free!



The other book is A Year of Quilting by Debbie Shore and Melissa Naylor. A block for every week, a year of piecing and applique. Learn how to create 52 unique blocks - one for every week of the year - then combine them into a stunning patchwork quilt. Or not, just do your favourite blocks and create something else.

I was so impressed with the skill sharing session at our June meeting. Congratulations to Sue, Carole, Anne, Nicola and Chris and Margaret on sharing your skills with other members. I enjoyed watching Chris and Margaret using pool noodles in another way besides in the pool on a summer day. Now there is no excuse for not getting those quilt tops out of the cupboard and basted, ready for some hand quilting or on the machine. This month we will have quilting books out with ideas and designs on how to quilt your tops.

Happy Reading and Sewing

Judy and Pauline



We don't have many library rules but we feel we must introduce a new rule. Books and magazines are not to be removed from the Library Room. If they leave the room they must be borrowed. Thank you for your understanding of us introducing this new rule.

Happy Reading and Sewing

*Judy and Pauline*

Show and Tell



Ribbons  
Magda Moore



Pocketful of Posies  
Jo Wembridge



Hares—a fabric book  
Suze Del Papa and friends



Jacket  
Heather Grant



Crocheted Blanket  
Alison Chittock

Pickle Dish  
Tegan Craske



## Very Snuggly Quilts



## Busy Month in June



Wow! June was busy. Bellarine Sewing Centre held their Sewing Day #5 at The Range, Curlewis Golf Course. It was a great day attended by several Guild Members, held at a wonderful venue and so well organised by Zoe and her team. We had a lovely day stitching on the kit supplied, chatting, eating and a glass of wine with lunch. I'm sure there will be finished bags displayed at a future Guild show and tell.

Next was a workshop with Susan Smith at The Quilt Merchant Studio in Altona North. Sue May and I had a lovely day.

Next adventure: I hopped on a train with Marilyn Davidson to Melbourne to visit the NGV to see Kimono (4 June 2025 – 5 October 2025) then another train to Richmond to William Mora Galleries to view some of Mirka Mora's (French-Australian visual artist) works. We were impressed by her textiles. We also bumped into the statue of Ian Meldrum in the back streets of Richmond.



We finished off the month with another train trip to Melbourne for Forage "Afternoon of Stitch" Trunk Show at The Rydges. Several guild members were there. We enjoyed listening to and viewing quilts from Cathie Holden, an artist, teacher and fabric designer for Moda visiting from San Francisco, Janette McInnes 'The Plain Needlewoman' with her antique quilts and Lisa Mattock from Forage. Pop-ups shops were Forage and L'ucello.

Here's to July being not as busy and we can spend some time home sewing and finishing off projects started at these days out.

Judy Bubb

# Things we do for Others



Geelong Mums ask for all donations to be in excellent, clean condition because they hope that anyone who receives a Geelong Mums package feels like they have received a gift that has been prepared with care and thoughtfulness.

Acceptable items include clothing for babies and children, sizes birth 00000 to size 16 teens—no hoods please  
Pyjamas and sleepwear  
Gro-bags and sleeping bags for babies  
Underwear and socks in new or near new condition  
Hand knitted or crocheted clothing, beanies, booties and scarves.

Nappies & nappy bags (as new)  
Toiletries for babies, children and adults that are new or unopened and within a 3 month expiry date  
Maternity pads  
Nursing pads  
Toiletry bags  
Wipes

Drawstring bags in several sizes are also welcome.  
Baby/kids toiletry bags 30 x 30cm finished  
Craft/toy/book/shoe bags—Small 35x35cm, Medium 40x50cm, Large 50x60cm.

It's great to be back!  
2024 marks the 20th anniversary of KOGO and we are planning a host of wonderful ways to celebrate.



For this month...We need:  
Adults and Children's Garments

Indigenous blankets in red, yellow and black or Torres Islander colours -: green, blue, black and white

We would also love some more knitted toys

Please note: Adult blankets (approx. 1.6m x 1.2m)

Cot blankets (1m x 1.2m, SIDS guidelines)

To help our process (and protect our volunteers): Do not wrap items individually Do not include staples in your packaging



## BOTTLE CAPS & BREAD TAGS

I will no longer be collecting bread tags, as there are too many paper tags coming in with the plastic tags. I will continue to collect lids. Please see the updated flyers as to what is acceptable. Thanks. Jodie



quilts for the  
Royal Children's Hospital

### What size to Make?


Please note the **smallest ones** we are making for the moment are **30" x 30"** There is wriggle room but these are a guide:

Baby: 30" square 30" x 36"  
Toddler: 36" square 36" x 42"  
Most popular: 40" square 40" x 48"  
Biggest: 50" square 50" x 60"

## SEXUAL ASSAULT & FAMILY VIOLENCE REFUGE

I do encourage people to keep making quilts for this refuge. Every quilt goes to a woman or a child who has suffered serious abuse and who will appreciate receiving something made with love and compassion that is theirs alone.

Anne Clutterbuck



# Calendar of Events

**Please Note:** While all care is taken to be correct, this list is compiled from various sources. You should verify the details of events.

## QUILTS AT THE ROUND TABLE

Australian Quilt and Textile Collection

Entry \$25 per person

The Pyramid, Millrose Quilting & Gallery, 92 Inglis St Ballan

For Bookings phone Ruth 0439 395 300



## Spring Quiltfest!

Come and celebrate this beautiful exhibition of members works by the Patchworkers and Quilters Guild of Victoria.

13th—14th September

10am—4pm

Waverley Masonic Centre,  
318–322 Stephenson Rd  
Mt Waverley, Vic




## Strictly Quilts 2025

Uniting Church Hall  
Rowan Street, Wangaratta

Oct 31—Nov 3 10am—4pm

Entry : \$5



## Mornington Peninsula Patchworkers Inc Quilt In

Peninsula Community Theatre  
91 Wilson Road, Mornington  
4th October 10am-2pm

## VicQuilters Winter Gathering

Barwon Heads Community Hall  
79 Hitchcock Avenue,  
Barwon Heads

9th August 10am—4pm

Entry \$10



## Kilmore Quilters Inc Quilt In 2025

11th October 10am—4pm

Kilmore Soldiers Memorial Hall

14 Sydney Street,  
Kilmore

Entry \$10



## Annemieke Mein Exhibition

Whitehorse Artspace  
Box Hill Town Hall  
1022 Whitehorse Road  
Box Hill

11th July - 30th August

10am - 4pm



## Art Quilt Australia 2025

Yarra Ranges Regional Museum

9th July - 12th October

Wednesday - Sunday 10am - 4pm



## Cloth and Thread A Textile Journey

Queenscliffe Neighbourhood House  
3 Tobin Drive, Queenscliffe  
Mon - Thurs 9.30am -- 3pm  
Sat & Sun 11am - 4pm

## Waverley Patchworkers

### Waverley Winter Warmer

Box Hill Golf Club  
202 Station Street,  
Box Hill


26th July 10am - 4pm

Entry Members \$40

Non members \$45

(Includes morning Tea & Buffet Lunch)





## FRIENDSHIP GROUPS

<p><b><u>Bellarine Quilters</u></b></p> <p><b>Contact:</b> Christine Fox Mobile: 0481060909</p> <p><b>Email:</b> cmfox1351@outlook.com</p> <p><b>Meets:</b> Mondays 10.00 am-3.00pm.</p> <p><b>Venue:</b> Drysdale Community Hub 25 Eversley Street, Drysdale</p> <p>Everyone welcome</p>	<p><b><u>Wyndham Patchwork</u></b></p> <p><b>Contact:</b> Donna Morris (President) or Tania Bodger (Vice President)</p> <p><b>Meets:</b> 2nd Sat (Mtg); 4th Sat (Sit &amp; sew)</p> <p><b>Venue:</b> Community Centre &amp; Library, Manor Lakes Community Learning Centre 86 Manor Lakes Bvd Wyndham Vale</p> <p><b>Email:</b> wyndhampatchworkersinc@hotmail.com</p>
<p><b><u>Seachange Quilters</u></b></p> <p><b>Contact:</b> Helen Carruthers 0434 070 211</p> <p><b>Meets:</b> Every Tuesday &amp; Wednesday and some Saturdays</p> <p><b>Venue:</b> Senior Citizens 5A Cliffton Parade, Barwon Heads.</p>	<p><b><u>Regent Street Stitches</u></b></p> <p><b>Contact:</b> Judy Bubb 0425 810 203 Or Dallas Windmill 0409 430 678</p> <p><b>Meets:</b> 2nd Saturday 10-2pm, \$5.00</p> <p><b>Venue:</b> South Barwon Community Centre, 33 Mount Pleasant Road, Belmont. All welcome.</p>
<p><b><u>Stitchers at Sea</u></b></p> <p><b>Contact:</b> Lyn Weeks Ph: 0425 739 744</p> <p><b>Meets:</b> 1st Wednesday</p> <p><b>Venue:</b> Rotating home system</p>	<p><b><u>Purple Pixies</u></b></p> <p><b>Contact:</b> : Leslie Clarke 5281 3254</p> <p><b>Meets:</b> 2nd Monday</p> <p><b>Time:</b> 10am-3:30pm</p> <p><b>Venue:</b> Geelong West Oval</p>
<p><b>The Applique Guild of Australia Geelong Chapter</b></p> <p><b>Contact:</b> Dawn Holroyd Ph: 0419 324 745</p> <p><b>Meets</b> 1st Saturday of the Month 10.00am—3pm</p> <p><b>Venue: South Barwon Community Centre</b> 33 Mt Pleasant Road Belmont</p>	

## SHOPS

Present your current Geelong Guild membership card at these shops for your discount. Please mention your membership prior to finalising your purchases



Gails Patchwork Emporium  
131 Yarrowee St Sebastopol  
(over \$20 cash only)



Heights Sewing Centre (10%)  
176 Pakington Street  
West Geelong



## MACHINE QUILTER

**Wheatsheaf Quilting**  
(also quilt sales)  
1-2 Oakwood Ridge  
St Albans Park 3219.  
Mob: 0425 810 203



**Name Badges**

Please remember to wear your name badge at meetings, it helps people know who you are, especially those who are new to the Guild.

You need to wear it to be able to claim your lucky door prize.

If you need to replace your badge please let Judy Bubb know and she will organise this at a cost of \$20



## DEADLINE & ADVERTISING RATES

Material for inclusion in the next edition of Common Thread must reach the editor no later than:

**Monday, 28th July, 2025**

Please send all articles to The Editor by email:  
news@geelongpatch.org.au

The newsletter is printed 11 months of the year from February to December.

### Advertising rates are:

\$10.00 per 1/8 page	\$15.00 per 1/4 page
\$20.00 per 1/3 page	\$30.00 per 1/2 page
\$60.00 per full page	

Machine quilters listing \$5.00 per month.

Members buy, swap or sell advertisement:

\$5.00 without photo

\$8.00 with photo (attached to email)

Advertisements must be print-ready and emailed preferably as word doc, publisher (pub) file or pdf. Photos to be attached NOT embedded in an email.


### Social Media

The Guild has two Facebook pages:

Both these pages are a great way to stay in touch with each other between meetings.

*Geelong Patchwork and Quilters Guild Inc.* for public viewing

*Geelong Patchwork and Quilters Guild Forum:* for members only



**N**ext Issue :

Have you got something you would like to submit to Common Thread? Feel free to email news@geelongpatch.org.au by

**Monday, 28th July, 2025**

All articles will be considered for submission but are published at the discretion of either the Editor and/or President.

Material submitted for publication in Common Thread should not infringe copyright of any kind. If you are not the original author or artist, please include source information for written material or pictures so that every attempt can be made to seek permission for its legal use.


### Committee Correspondence :

Please direct all correspondence regarding your Guild for the Committee's attention to:

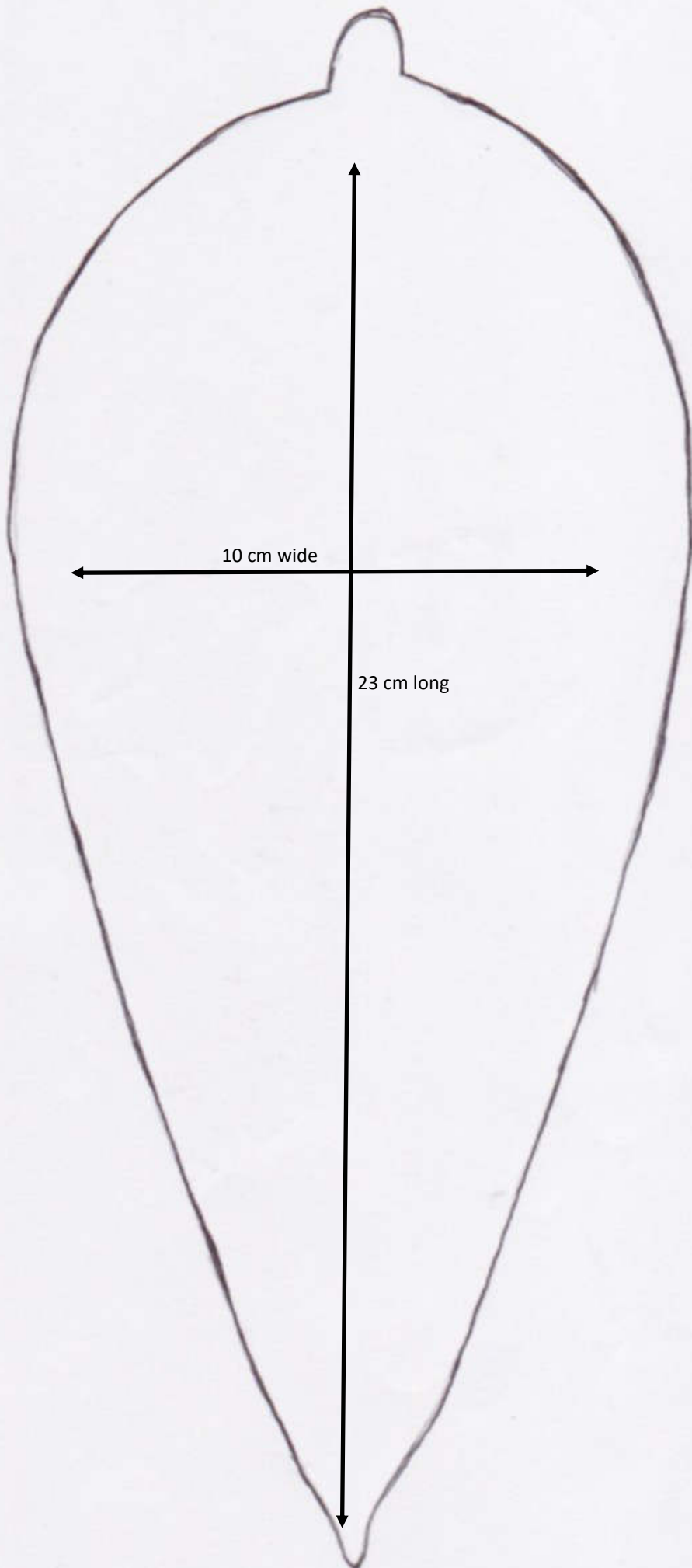
PO Box 753, Geelong 3220

email: info@geelongpatch.org.au

or alternatively hand the letter to the Secretary at a Guild meeting.



@GEEELONGPATCH



## 40th Birthday Leaf

### LEAF TEMPLATE

Please use the template to make your leaf so that we end up with leaves of a uniform size for our bunting!

- 2 layers
- Any fabric you wish to use
- Decorate any way you wish
- Finish any way
- Attach a loop to the 'stem' for hanging

# Heights Sewing Centre est.1935

## Stockists of

**BERNINA**  
made to create



**accuquilt** baby lock

**JANOME**

**Husqvarna**

**VIKING**



176 Pakington Street West Geelong 3218

Telephone: (03) 5229 3558

**\*\* Machine & overlocker servicing by Industry Qualified technicians**

Service centre: 5 Candover Street Geelong West 3218 Ph: 5229 5567



## Geelong Patchwork & Quilters' Guild Inc

### Appointment of Proxy Form

I, .....

(Print Name)

being a member of the Geelong Patchwork & Quilters' Guild Inc (the Guild)

appoint: .....

(Print name of proxy holder)

(being a member of the Guild) as my proxy to vote for me on my behalf at the annual general meeting of the Guild to be held on ..... and at any adjournment of that meeting.

I authorise my proxy to vote on my behalf:

- At their discretion with respect to any motion
- At their discretion with respect to the election of committee

Signed: .....

Date: .....

Note: Proxies must be received by the Guild Secretary at least 24 hours prior to the AGM. Please send to: The Secretary, P O Box 753, Geelong 3220 or email to: [info@geelongpatch.org.au](mailto:info@geelongpatch.org.au)



**Geelong Patchwork & Quilters' Guild Inc**  
**NOMINATION FORM 2025-26**

President  
Secretary  
Vice-President  
Treasurer  
5 Committee Members  
Nominations to be to the Secretary by 5pm on Friday, 15<sup>th</sup> August, 2025

I, ..... being a member of the Guild  
(Printed name of the Nominee)

Wish to nominate for the position of .....

Nominator: .....  
(Signature of Guild member)  
Second: .....  
(Signature of Guild Member)  
Date: .....  
Confirmed by Nominee .....  
(Signature of Nominee)

If undelivered, please return to:  
PO Box 753,  
Geelong Victoria 3220